

WORLD BATON TWIRLING FEDERATION

INTERNATIONAL CUP RULES & REGULATIONS

SECTION 11



2014

WBTF INTERNATIONAL CUP

GENERAL INFORMATION

- 1. All rule clarifications to this document are printed in Blue Text**
- 2. All rule updates to this document are printed in Red Text**
3. The WBTF International Cup shall be open to athletes who are members of the organization whose Association/Federation is a member of the World Baton Twirling Federation. All athletes must hold a valid passport (or a valid National Identity Card, for European nations when International Cup is held in Europe) in their own name from the country he/she represents as proof of their citizenship.
4. The International Cup and World Championships shall be held on alternating years – International Cup on odd-numbered years (2009, 2011, 2013, etc.) and the World Championships on the even-numbered years (2010, 2012, 2014, etc.)
5. Certified WBTF International Cup Judges will judge International Cup events.

WBTF'S PHILOSOPHY STATEMENT FOR AN EQUITABLE COMPETITION AMONG INTERNATIONAL CUP ATHLETES

It is the responsibility of the coach and athlete to enter the appropriate International Cup level based on the athlete's true proficiency of skills and experience. The WBTF expects that all member countries will respect and honor these levels in order to uphold the integrity of International competition and promote an honest competitive environment.

By reviewing the content restrictions that are in place, athletes should enter the appropriate level based on their proficiency and competitive achievement. Athletes who compete at higher levels throughout the year in their respective countries, **SHOULD NOT** have routines "watered-down" in order to meet the content restriction requirement to compete at a lower level.

EVENTS, AGE DIVISIONS & LEVELS

The Events and Levels offered at the International Cup shall be as follows:

- ❖ Solo
 - Level B – Junior, Senior, Adult
 - Level A – Junior, Senior, Adult
 - Level Elite – Junior, Senior, Adult
- ❖ Two-Baton
 - Level B – Junior, Senior, Adult
 - Level A – Junior, Senior, Adult
 - Level Elite – Junior, Senior, Adult
- ❖ Three-Baton
 - Level B – Junior, Senior, Adult
 - Level A – Junior, Senior, Adult
 - Level Elite – Junior, Senior, Adult
- ❖ Artistic Twirl
 - Level B – Junior, Senior, Adult
 - Level A – Junior, Senior, Adult
 - Elite – Junior, Senior, Adult
- ❖ Artistic Pair
 - Level B – Junior, Senior, Adult
 - Level A – Junior, Senior, Adult
 - Elite – Junior, Senior, Adult
- ❖ Team
 - Level B
 - Level A
 - Level Elite
- ❖ Group
 - Level B
 - Level A
 - Level Elite

NUMBER OF COMPETITORS ALLOWED PER COUNTRY:

For the 2013 & Beyond:

SOLO	6 athletes in each level and age division
2 BATON	6 athletes in each level and age division
3 BATON	6 athletes in each level and age division
ARTISTIC TWIRL	6 athletes in each level and age division
ARTISTIC PAIR	6 pairs in each level and age division
TEAM	3 teams in each level and age division
GROUP	3 groups in each level and age division

ELIGIBILITY: Effective: Winter Meeting January 2014

Any athlete who has placed in the semi-finals/finals at a World Championship in any event may not compete in any B Level event at a WBTF Cup.

MEN AND WOMEN DIVISIONS

- ❖ Men and Women shall compete against each other in all Levels in Solo, 2-Baton, 3-Baton & Artistic Twirl events.
- ❖ An Artistic Pair may be comprised of female/female, male/female, male/male.
- ❖ A Team or Group may be comprised of any combination of men and women, including all female or all male.

COSTUME, FOOTWEAR & BATON GUIDELINES

There shall be no restrictions on costume choice for any of the events bearing in mind that this is a sport

Footwear must meet the requirements of the facility.

Batons must conform to the definition of “baton”. Shafts may be of any color. Tape, of choice, may be used bearing in mind that this is a sport.

CLARIFICTION: January 2014

PRACTICE AREA

An area designated for practice.

There should preferably be an area large enough to accommodate a reasonable amount of athletes in a safe environment.

If a practice area cannot be provided, the host country must organize a free one hour practice session before the competition for any athlete who is competing on that day and one hour following the competition for any athlete who is competing on the following day.

WARM UP AREA

An area designated for the preparation of athletes immediately before they compete.

There must be a designated warm up area for the International Cup athletes that is large enough for 6 athletes or 2 groups to prepare for competition in a 5 minute time minute period.

WARM UP PERIODS

Official warm up periods on the main competition floor are not required but may be offered, schedule permitting.

MUSIC TEST AND COSTUME INSPECTION

There shall be no music tests or costume inspections.

RULES SPECIFIC TO ARTISTIC PAIR, TEAM AND GROUP

- a. International Cup Team and Group shall follow the rules for WBTF Team as stated in the WBTF Manual.
- b. Alternates are considered as part of a country's International Cup Contingent.
- c. An Artistic Pair, Team or Group may only be comprised of members who are residents of the same country.
- d. An athlete may be a member of more than one Artistic Pair, Team or Group at the same competition, as long as they are not a member of a Artistic Pair, Team or Group that competes in the same category. (e.g.: athlete could be in a Level A Team and a Level B Group). However, an athlete shall not be permitted to be a member of two different Teams or two different Groups OR two different Artistic Pairs (e.g.: athlete could not be in a Level B Team and a Level A Team).
- e. An athlete shall not be permitted to compete against him/herself.
- f. The use of props shall not be allowed for Artistic Pair, Team or Group.
- g. Teams and Groups shall enter from the Judge's left and exit to the Judges' Right.
- h. Two alternates shall be permitted for Team and Group.

ARTISTIC PAIR - ALTERNATES

All International Cup Artistic Pairs may have an alternate member. A Mixed Artistic Pair (female/male) may have 2 alternate members (1 female, 1 male – but only one may be used). The alternate for a Senior Artistic Pair must be Senior.

AGE DIVISIONS

Where age divisions apply, “age” shall be determined as the age an athlete is during the period of January 1st to August 11th in the competition year.

This ruling will be effective for the 2015 International Cup only, and will be reviewed following the competition.

Solo, 2-Baton, 3-Baton, and Artistic Twirl

Junior	=	12 – 17
Senior	=	18 – 21
Adult	=	22 and over

IC Artistic Pair (using the ages as shown above)

Junior	=	Junior + Junior
Senior	=	Junior + Senior; Senior + Senior
Adult	=	Junior + Adult; Senior + Adult; Adult + Adult

Team, Group

There will be no age divisions for Team or Group. Minimum age is 12.

SIZES FOR TEAM AND GROUP

Team	=	6 to 8 members
Group	=	10 to 20 members
Alternates: maximum 2 for Team and Group.		

MUSIC & TIME LIMITS FOR SOLO, 2-BATON, 3-BATON, ARTISTIC TWIRL & ARTISTIC PAIR EVENTS (All Levels)

Athletes shall perform to the WBTF International Cup prescribed music selection for these events that are timed to the following time limits:

Solo	=	1:44 minutes
2 & 3 Baton	=	1:29 minutes
Artistic Twirl	=	1:44 minutes
Artistic Pair	=	1:44 minutes

There is no minimum time limit therefore athletes may complete their routines prior to the completion of the music. Judges will not assess penalties or give credit to material presented after the music ends. Judging shall discontinue at the conclusion of the music.

All of the WBTF music is available to all countries on the WBTF website.

MUSIC & TIME LIMITS FOR TEAM AND GROUP (All Levels)

Music selection shall be the choice of the Team or Group.

Teams and Groups must submit their music file using DropBox by the entry deadline.

Time Limits (Team and Group):

3:00 minutes minimum to 3:30 minutes maximum (**2:50 – 3:40) with 10 second leeway.

Timing & Judging begins and ends with the first and last note of music or sound, which shall include the starting beep.

CONTENT RULES

Each country or coach has the authority to determine the level of his or her athletes in Solo, 2-Baton, 3-Baton, Artistic Twirl and Artistic Pair, Team and Group. Athletes may be Level A in one individual, team or group event and Level B in another individual, team or group event dependent upon his/her skill level in each particular event.

A coach must reference the following Content Restrictions to determine the individual/team/group's Level:

- ❖ EFFECTIVE 2012 – LEVEL “B” AND “A”
SOLO, 2-BATON, 3-BATON, ARTISTIC TWIRL, ARTISTIC PAIR, TEAM, AND GROUP
- ❖ EFFECTIVE 2012 – ELITE LEVEL
SOLO, 2-BATON, 3-BATON, ARTISTIC TWIRL, ARTISTIC PAIR, TEAM AND GROUP
No restrictions on Elite level material presented.

REFER TO THE WBTF'S PHILOSOPHY STATEMENT FOR AN EQUITABLE COMPETITION AMONG INTERNATIONAL CUP ATHLETES ON PAGE 2.

- a. **CONTENT RESTRICTIONS:** Content Restrictions Charts Pages 8 & 11

CONTENT RESTRICTION CHART Solo, Artistic Twirl & Artistic Pair Content Restrictions			
CATEGORY	Level B	Level A	Elite
Spins	1-2 Spins Baton Releases No Restrictions Reception No Restrictions Body Releases No Restrictions Reception No Restrictions 3 Spins Baton Standard Release Standard Reception Body No Restrictions	1-2-3 Spins Baton Releases No Restrictions Reception No Restrictions Body Releases No Restrictions Reception No Restrictions 4 Spins Baton Standard Release Standard Reception Body No Restrictions	<ul style="list-style-type: none"> No Restrictions
Aerial Gymnastic	Not Allowed	Aerial cartwheels ONLY (1) under the toss Baton Releases No Restrictions Reception No Restrictions Body <ul style="list-style-type: none"> Minor body moves on release only are allowed Reception No Restrictions Aerial Cartwheels cannot be used in combination with any other body move No other aerial gymnastic moves allowed 	No Restrictions
Stationary Complex & Traveling Complex	Single major body move under the toss Baton Standard Release Standard Reception Body No Restrictions	Single major body move with 2 spins under toss Baton Standard Release Standard Reception Body No Restrictions Double major body move is allowed under the toss, either traveling or stationary Baton Standard Release Standard Reception Body No Restrictions Double Major Tricks are allowed, either Stationary or Travelling. No limited number	No Restrictions
Double Element Tricks	<ul style="list-style-type: none"> Not Allowed 	Double major body moves are allowed under the toss, either traveling or stationary No limited number Baton Standard Release Standard Reception Body No Restrictions	<ul style="list-style-type: none"> No Restrictions
Rolls	<ul style="list-style-type: none"> No continuous front neck rolls (with or without hands) No front neck figure 8's No monster rolls (partial or complete) 	<ul style="list-style-type: none"> No Restrictions 	<ul style="list-style-type: none"> No Restrictions
Contact Material	<ul style="list-style-type: none"> No Restriction 	<ul style="list-style-type: none"> No Restrictions 	<ul style="list-style-type: none"> No Restrictions
Revision 5 – January 2014			

- ****Walkovers** can be front or back **DEFINITION OF TERMS: *Standard Reception*** – (refers to type of catch) Vertical or Horizontal RH or LH catch or RH or LH grab. ***Standard Release*** – Vertical RH or LH thumb toss. Vertical RH or LH backhand toss or Horizontal RH or LH toss. ***Major Body Moves***: A move that requires significant control, flexibility, strength, amplitude and extension. This classification includes any body move desired and includes moves such as: Illusions, walkovers, leaps, or jumps (of any type), sauté arabesque, attitude, grand battement, sauté de basque, tour jeté, cabriole.. These moves will be approximately 3 or more counts in duration. ***Minor Body Moves***: A move that does not require significant control, flexibility, strength, amplitude, or extension and additionally does not require horizontal or vertical reorientation to the baton (no body rotations <turns>) or maneuvering the body upside down (illusions, bows, etc). These moves will be approximately 2 counts in duration. This classification includes moves such as: hop, skip, chassé, piqué, step-step, and coupé, sauté. This category will often be used as preparation or follow through movements. *Refer to the definition of terms not defined in this chart*
- **EXECUTION OF ANY DISALLOWED MOVES WILL RESULT IN A PENALTY TO BE ASSESSED FOR EACH VIOLATION OF CONTENT RESTRICTIONS.**

CONTENT RESTRICTION CHART

2 Baton Content Restrictions

Category	Level B	Level A	Elite
Spins	1 spins Baton <i>Releases No Restrictions</i> <i>Reception No Restrictions</i> Body <i>Releases No Restrictions</i> <i>Reception No Restrictions</i>	2 spins Baton <i>Releases No Restrictions</i> <i>Reception No Restrictions</i> Body <i>Releases No Restrictions</i> <i>Reception No Restrictions</i>	<ul style="list-style-type: none"> • No Restrictions
Stationary & Traveling Complex	Single major body under the toss(s) Baton <i>Releases No Restrictions</i> <i>Reception No Restrictions</i> Body <i>Releases No Restrictions</i> <i>Reception No Restrictions</i> Note – open hand releases are considered “Standard”	Single Major Body move with one spin under toss(s) (this is not considered a double element trick) Baton <i>Releases No Restrictions</i> <i>Reception No Restrictions</i> Body <i>Releases No Restrictions</i> <i>Reception No Restrictions</i> One double element trick allowed with double major body move under toss(s) Baton <i>Releases No Restrictions</i> <i>Reception No Restrictions</i> Body <i>Releases No Restrictions</i> <i>Reception No Restrictions</i> No aerial gymnastics allowed	<ul style="list-style-type: none"> • No Restrictions
Rolls	No continuous front neck rolls (with or without hands) No front neck figure 8's No monster rolls (partial or complete)	Partial monster roll is allowed, making 360 degree rotation around one arm	<ul style="list-style-type: none"> • No Restrictions
Contact Material	<ul style="list-style-type: none"> • No Restrictions 	<ul style="list-style-type: none"> • No Restrictions 	<ul style="list-style-type: none"> • No Restrictions

Note - spins may be executed under 1 or 2 batons. This includes both single and double releases, from one or both hands.....high/low, high/high, dual plane, dual pattern, opposition

Note - Body Move may be executed under 1 or 2 batons. This includes both single and double releases, from one or both hands.....high/low, high/high, dual plane, dual pattern, opposition.

Revision 5 – January 2014

CONTENT RESTRICTION CHART

3 Baton Content Restrictions

Category	Level B	Level A	Elite
Spins	1 spins Baton Releases No Restrictions Reception No Restrictions Body Releases No Restrictions Reception No Restrictions	2 spins Baton Releases No Restrictions Reception No Restrictions Body Releases No Restrictions Reception No Restrictions	• No Restrictions
Stationary/Traveling Complex	Single major body under the toss(s) Baton Releases No Restrictions Reception No Restrictions Body Releases No Restrictions Reception No Restrictions Note – open hand releases are considered “Standard Triple Tosses are not allowed	Single Major Body move with one spin under toss(s) (this is not considered a double element trick) Baton Releases No Restrictions Reception No Restrictions Body Releases No Restrictions Reception No Restrictions One Triple toss is allowed Double Element Tricks are not allowed Aerial Gymnastics are not allowed	• No Restrictions
Rolls	<ul style="list-style-type: none"> No continuous front neck rolls (with or without hands) No front neck figure 8's No monster rolls (partial or complete) 	Partial monster roll is allowed, making 360 degree rotation around one arm	• No Restrictions
Contact Material	• No Restrictions	• No Restrictions	• No Restrictions
NOTE: Definition of triple toss - Triple Tosses - all 3 batons are released sequentially, one at a time, before the first one is caught - June 2012			

Revision 5 – January 2014

CONTENT RESTRICTION CHART

Team and Group Content Restrictions

These restrictions apply to one or all team members

CATEGORY	Level B	Level A	Elite
Spins	<ul style="list-style-type: none"> 1 spin <p>Baton Releases No Restrictions Reception No Restrictions</p> <p>Body Releases No Restrictions Reception No Restrictions</p> <ul style="list-style-type: none"> 2 Spins <p>Baton Standard Release Standard Reception</p> <p>Body No Restrictions</p>	<ul style="list-style-type: none"> 1-2 spin <p>Baton Releases No Restrictions Reception No Restrictions</p> <p>Body Releases No Restrictions Reception No Restrictions</p> <ul style="list-style-type: none"> 3 Spins <p>Baton Standard Release Standard Reception</p> <p>Body No Restrictions</p>	<ul style="list-style-type: none"> No Restrictions
Aerial Gymnastic	<ul style="list-style-type: none"> Not allowed 	<ul style="list-style-type: none"> Not allowed 	<ul style="list-style-type: none"> No Restrictions
Stationary Complex & Traveling Complex	<ul style="list-style-type: none"> Single major body move under the toss <p>Baton Standard Release Standard Reception</p> <p>Body No Restrictions</p>	<ul style="list-style-type: none"> Single major body move with 1 spin under toss <p>Baton Standard Release Standard Reception</p> <p>Body No Restrictions</p>	<ul style="list-style-type: none"> No Restrictions
Double Element Tricks	<ul style="list-style-type: none"> Not Allowed under the toss 	<ul style="list-style-type: none"> Not Allowed under the toss 	<ul style="list-style-type: none"> No Restrictions
Rolls	<ul style="list-style-type: none"> No continuous front neck rolls (with or without hands) No front neck figure 8's No monster rolls (partial or complete) 	<ul style="list-style-type: none"> No Restrictions 	<ul style="list-style-type: none"> No Restrictions
Contact Material	<ul style="list-style-type: none"> No Restrictions 	<ul style="list-style-type: none"> No Restrictions 	<ul style="list-style-type: none"> No Restrictions

- **Walkovers can be front or back DEFINITION OF TERMS: **Standard Reception** – (refers to type of catch) Vertical or Horizontal RH or LH catch or RH or LH grab. **Standard Release** – Vertical RH or LH thumb toss. Vertical RH or LH backhand toss or Horizontal RH or LH toss. **Major Body Moves**: A move that requires significant control, flexibility, strength, amplitude and extension. This classification includes all body moves desired and includes moves such as: Illusions, walkovers, leaps, or jumps (of any type), sauté arabesque, attitude, grand battement, sauté de basque, tour jeté, cabriole. These moves will be approximately 3 or more counts in duration. **Minor Body Moves**: A move that does not require significant control, flexibility, strength, amplitude, or extension and additionally does not require horizontal or vertical reorientation to the baton (no body rotations <turns>) or maneuvering the body upside down (illusions, bows, etc). These moves will be approximately 2 counts in duration. This classification includes moves such as: hop, skip, chassé, piqué, step-step, and coupé, sauté. This category will often be used as preparation or follow through movements. *Refer to the for definition of terms not defined in this chart*
- **EXECUTION OF ANY DISALLOWED MOVES WILL RESULT IN A PENALTY TO BE ASSESSED FOR EACH VIOLATION OF CONTENT RESTRICTIONS**

Revision 5 – January 2014

b. CONTENT RESTRICTION PENALTIES

The following penalties deducted for including material that is more than the written restrictions above shall be assessed for each illegal element:

Content Penalties for Levels B & A:

	Solo	2 & 3 Baton	Artistic Twirl Artistic Pair	Team Group
Penalty Assessed	1 point per penalty per judge	1 point per penalty per judge	1 points per penalty per judge	10 point penalty per judge (for each infraction by the Team or Group)

1. DROP PENALTY FOR ALL INTERNATIONAL CUP EVENTS: *Effective 2012*

Drops are recorded by the Timing/Penalty Judge on the Official Timing/Penalty Sheet

- A 1% penalty which equals a one tenth (.1) point penalty per drop for Solo, 2-Baton, 3-Baton, Artistic Twirl and Artistic Pair will be deducted from each judges score.
- A 1% penalty which equals a one tenth (1.0) point penalty per drop for Team and Group will be deducted from each judges score.
- Drops will be recorded by the Timing/Penalty Judge on the Timing/Penalty Sheet.
NOTE: Two judges must be used to count drops for Team & Group. If the number of drops count differs between the judges, then the average number of drops between the 2 judges will be used.

2. OTHER PENALTY FOR TEAM & GROUP:

Any athlete (s) leaving the floor, before the minimum time has been reached (other than first aid, music and costume problems*)

Team & Groups: Leaving Floor Penalty = 5 pts. (deducted from each Judges Score)

3. TIMING PENALTY FOR TEAM & GROUP:**Timing:**

Time: Team & Group: 3:00 min to 3:30 min with 10 sec. Leeway (2:50 to 3:40)
Undertime/Overtime Penalty = 5 pts. (deducted from each Judge's Score)

Note: Penalties (of any kind) are NOT reflected in the score that is displayed by the judge immediately after the performance.

4. COSTUME / FOOTWEAR / EQUIPMENT FAILURE - ALL EVENTS

The Chief Judge, the Technical Chair or the Judges' Chair may stop the competition for one of the following reasons:

- If costume failure becomes hazardous, indecent or embarrassing
- If a shoe lace becomes untied causing footwork to be dangerous
- Loss of footwear causing danger to the athlete slipping and falling
- Loss of ball or tip from the baton shaft
- Baton shaft breaking

The Technical Chair must be contacted to handle the situation.

The Technical Chair will contact the Host country and competition staff.

The Technical Chair may order a restart.

Judging to commence at the beginning.

COMPETITION PROCEDURES

Number of Judges

- ❖ Solo, 2-Baton, 3-Baton, Artistic Twirl & Artistic Pair
3 Judges per lane, plus a Judge to record the content restrictions, drop penalties and any other penalties for all competitors.
- ❖ Team/Group:
3 Judges per lane. There shall be 2 panels of judges total 6 judges) plus a Timing/Penalty Judge to record the time of the music, content restrictions, drop penalties and any other penalties for all competitors.
NOTE: Two judges must be used to count drops for Team & Group
- ❖ Judges who judge the Preliminary Rounds will also be selected to judge the same divisions in the Final Rounds, when it is possible (considering any organizational set up problems which could occur.)
- ❖ Explanation of Team & Group Judging
The 2 panels of Judges will be seated in the stands. The Competition Director shall determine the most efficient way to set the Order of Appearance.
Examples:
 - All teams judged by Panel #1 alternating with all groups judged by Panel #2.
 - All A teams & groups judged by Panel #1 and all B teams & groups judged by Panel #2.

COMPETITION PROCEDURES (continued)

Competition Floor Size - All Events:

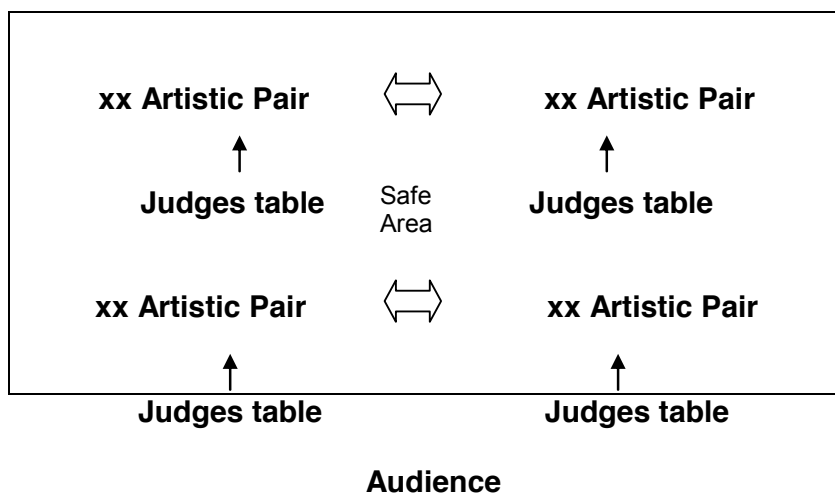
- ❖ 50 feet (15 meters) x 84 feet (25 meters) minimum (standard basketball floor size)
- ❖ For the individual events of Solo, Two Baton & Three Baton, a lane shall be approximately 15 feet (4.5 meters) across and 15-20 feet (4.5-6 meters) deep. The number of lanes and the actual size of each lane will be dependent on the available size of the competition floor.

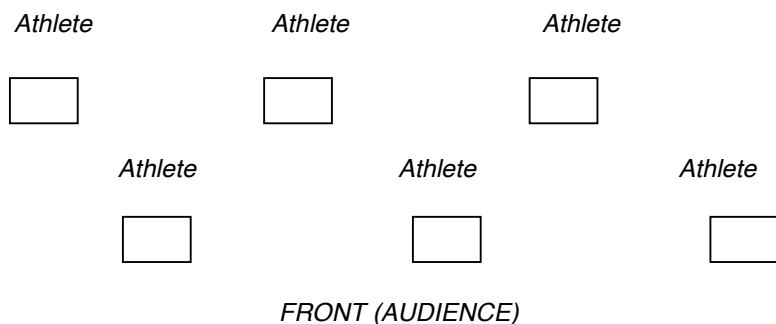
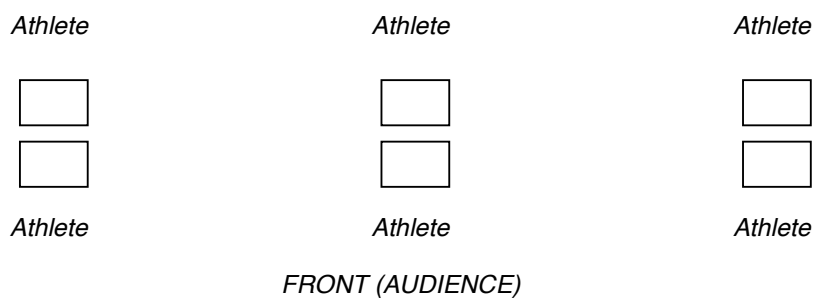
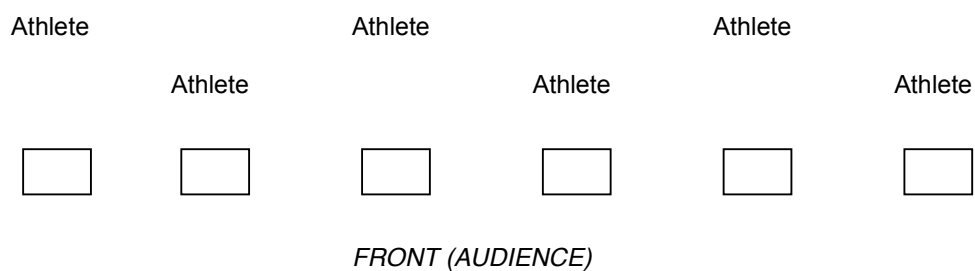
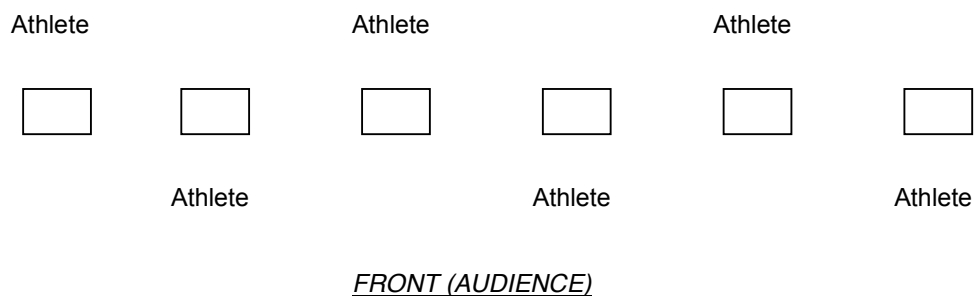
Floor Set Up – Solo, 2-Baton, and 3-Baton Events:

- ❖ Judges' tables shall be referred to as "lanes". See below for floor plan.
- ❖ The recommendation is to run 6 to 8 lanes for these events (based on available size of the competition floor).
- ❖ The Music Coordinator and Announcer shall be seated in an area off the competition floor with an unobstructed view of all lanes.
- ❖ Tables shall be skirted as well as marked with Lane Number (on front of table and on the back of one judge's chair).
- ❖ The Set Number shall be displayed prominently near the competition floor.

Floor Set Up – Artistic Twirl and Artistic Pair Events:

- ❖ In Artistic Twirl & Artistic Pair, a lane shall be approximately 39.5 feet (12 meters) across x 19 feet (5.5-6.0 meters) deep. The number of lanes will divided the floor into four (4) performance areas.
 - One table must stay on the competition floor and one table should stay outside the competition floor.
 - The safe area should be marked (not all the length of the floor, just a sign).



THE FOLLOWING ARE FOUR WAYS TO SET UP THE FLOOR FOR SOLO, 2-BATON & 3-BATON:**FLOOR PLAN “A”****FLOOR PLAN “B”****FLOOR PLAN “C”****FLOOR PLAN “D”****Floor Set Up - Team and Group:**

- ❖ Competition floor shall be clear and empty.
- ❖ Judges shall be seated in the stands.
- ❖ The Music Coordinator and Announcer shall be seated in an area off the competition floor with an unobstructed view of the floor.
- ❖ During Team and Group competition, a marker approved by the facility (e.g. tape, pylon) shall be used to designate the floor boundaries in each corner and the center of competition floor shall be marked.

Order of Events:

The Competition Director shall determine the actual Order of Events for the International Cup competition.

Order of Rounds:

- ❖ All Preliminary Rounds
- ❖ Semifinals Rounds
- ❖ All Final Rounds

Order of Appearance:

- ❖ Preliminary, – random draw
- ❖ Semi Final Rounds & Final Rounds – reverse order (CLARIFICATION)

Competition & Announcing Procedures

- ❖ A printed “Set System” Program shall be developed to indicate the Order of Events and the order in which the competitors shall perform.
- ❖ The official “Set System” Program will be final following the close of registration on the day before the competition. It is the responsibility of the host country to distribute the final set system to all countries participating in the competition. (Clarifications)

Solo, 2-Baton, 3-Baton, Artistic Twirl & Artistic Pair events Competition:

The Set System shall list the names of each athlete (and his/her country) in each lane (indicating the event and division). For Set #1, the Announcer shall call the set number, then the name of the athlete (and his/her country name) on each lane that correspond to that set number. The athletes shall acknowledge to the judge (e.g.: releve’ with arms raised in a “V”). After all athletes for that set have been introduced, the Announcer will then ask “Are the judges ready?”, say “Music” and each athlete will begin their routine when the music starts.

Upon completion of the music, the Announcer will announce the next set number and introduce the athletes (and their country name) on each of the lanes. At this point, the Announcer will say “Judges Score” and the judges will use flashcards to indicate their scores to the athlete and the audience. Those athletes will leave the floor, the next will take their position in front of the judges, and the Announcer will ask “Are the judges ready” and then say “Music”. This procedure will continue until all sets are completed.

Team and Group Competition:

The Set System shall list the names of each team/group (and its country) in each lane. Each team/group shall have a “set number”.

The Announcer shall introduce the name of Set #1 team/group and its country. The team/group shall enter the floor from the judges’ left and take their position. The Announcer shall ask “Judges Ready?” and then say “Music” and the team/group shall begin their routine when the music starts.

Upon completion of the routine and the athletes have exited the floor to the Judges’ Right, the Announcer shall state the next set number and introduce the next team/group to compete. When that team/group is finished, before introducing the next set and team/group, the Announcer shall say “Judges please prepare your scores for *(name of first team to compete)* “ and the team/group who performed previously shall return to the podium area. The Announcer shall say, “Judges please show scores” and read the scores. The team/group shall leave the podium area and the Announcer will state the next set number and the team/group, ask “Judges Ready?” and say “Music”. This procedure will continue until all sets are completed.

LIABILITY INSURANCE

Host Country is responsible for the following insurance coverage for all activities prior to and during the World Baton Twirling Championships and International Cup:

- ☐ Accident Insurance (per person) - Death, Invalid
- ☐ General Liability Insurance

INTERNATIONAL CUP / INTERNATIONAL CLINIC FORMAT & FACILITIES:

1. Entire cost for all of the meeting rooms required by the WBTF.
2. Equipment requirements by WBTF Committees’ during meetings and during the championships, e.g. – AV Equipment, flip charts, etc.
(see chart of room requirements)
3. International Cup Competition and International Clinic is a combined 5-day Format. The host country is responsible for providing a suitable facility for the International Cup & Clinic.

Effective Immediately: January 2014

NUMBER OF ROUNDS – INTERNATIONAL CUP**For Solo, 2-Baton, 3-Baton, Artistic Twirl & Artistic Pair:**

1. All events and all divisions will have two rounds of competition, with a Semi-Final round depending on entries. They begin with a Preliminary Round and end with a Final Round.
2. For divisions of 20 or fewer, the top 10 move to Finals. The remaining athletes have completed competition.
3. For divisions of 21 to 40, the top 5 from the Preliminary Round move directly to Finals and are ranked 1st to 5th. The next 10 (Preliminary places 6 through 15) move to the Semi-Final Round.
4. From the Semi-Final Round, the top 5 move to the Finals and are ranked 6th to 10th.
5. For divisions of 41 or more, the top 5 from the Preliminary Round move directly to Finals and are ranked 1st to 5th. The next 15 (Preliminary places 6 through 20) move to the Semi-Final Round.
6. From the Semi-Final Round, the top 5 move to Finals are ranked 6th to 10th.
7. The Final Round consists of 10 athletes or less for all divisions, regardless of their starting size.

For Team & Group Events:

(Effective January 2014)

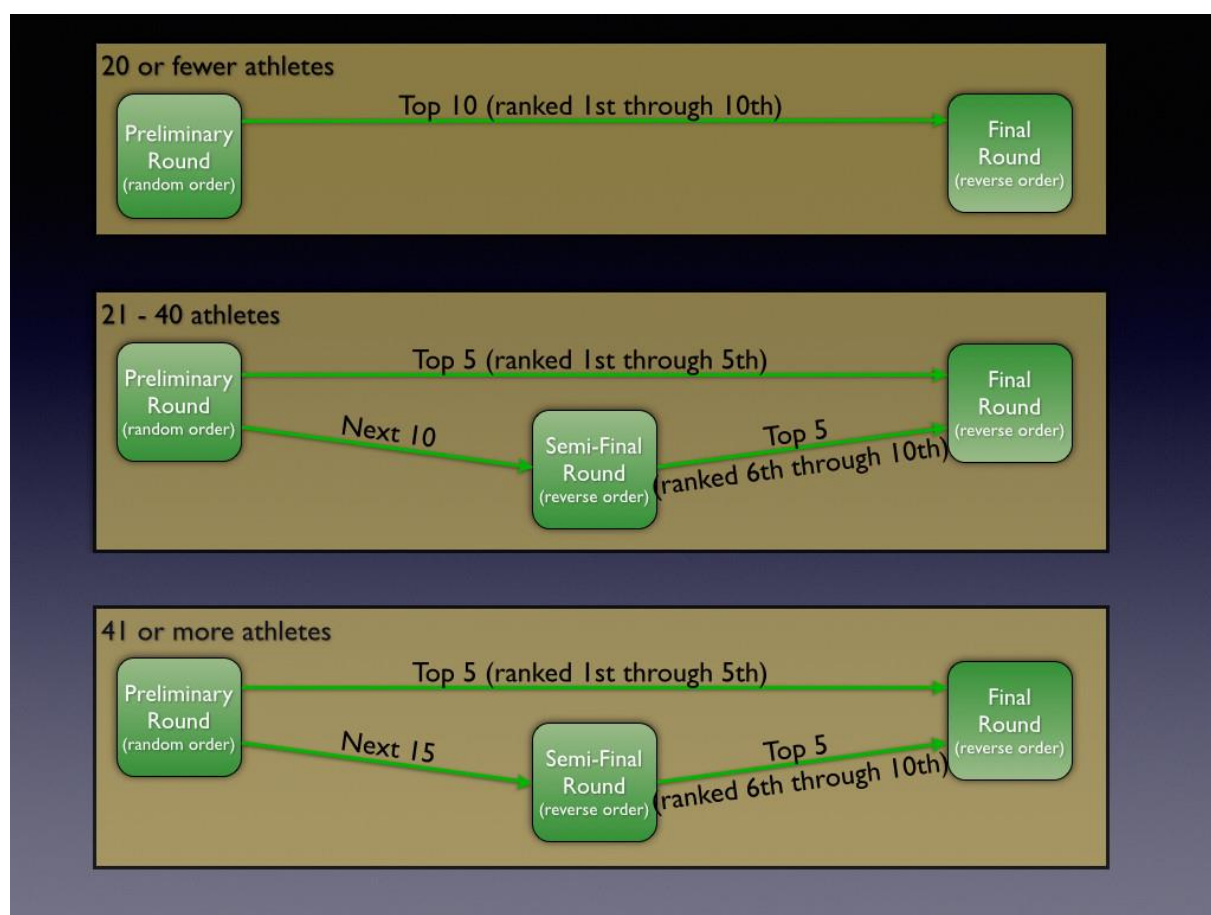
All events and divisions will have two rounds of competition. They begin with a Preliminary Round and end with a Final Round.

1. For divisions of 20 or fewer, the top 6 teams or groups move to the Finals.
2. For divisions of 21 or more, the top 10 teams or groups move to the Finals.

Exception: (Clarification January 2014)

- The number of rounds of competition for each division will be determined based on the set system prepared and distributed to each country with their event registration package.
- Athlete additions after the Country Registration day are not allowed
- Scratches that occur after the Country Registration day do not alter the scheduling of any Preliminary, Semi-Final or Final Rounds.

FOR SOLO, TWO BATON, THREE BATON, ARTISTIC TWIRL & ARTISTIC PAIR:

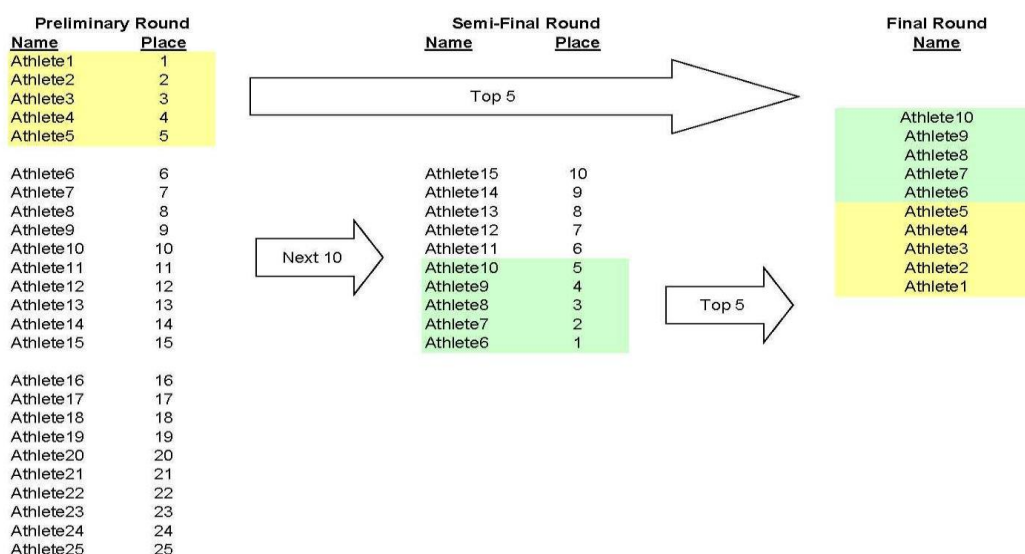
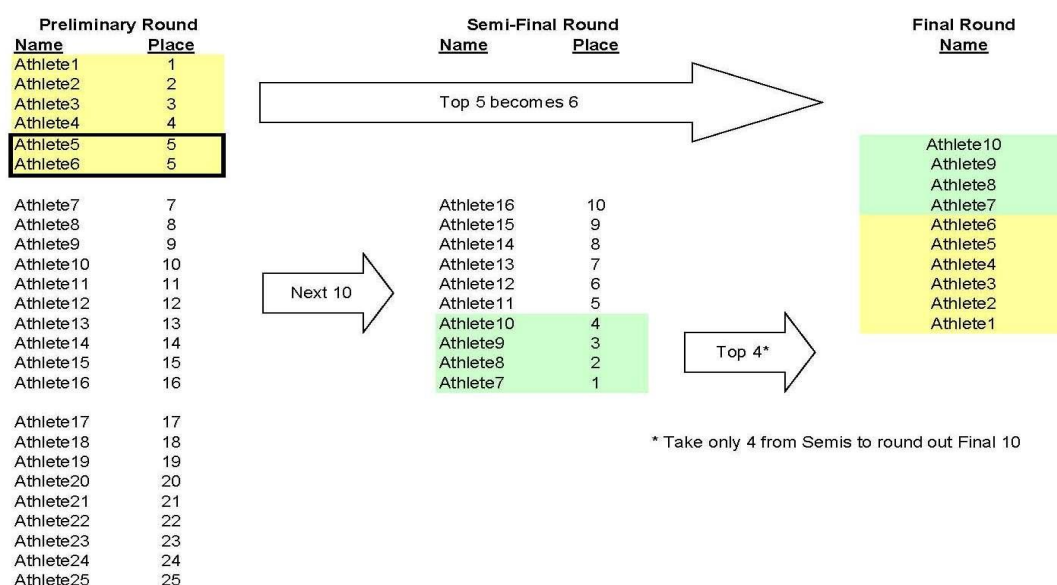


FOR TEAM AND GROUP:

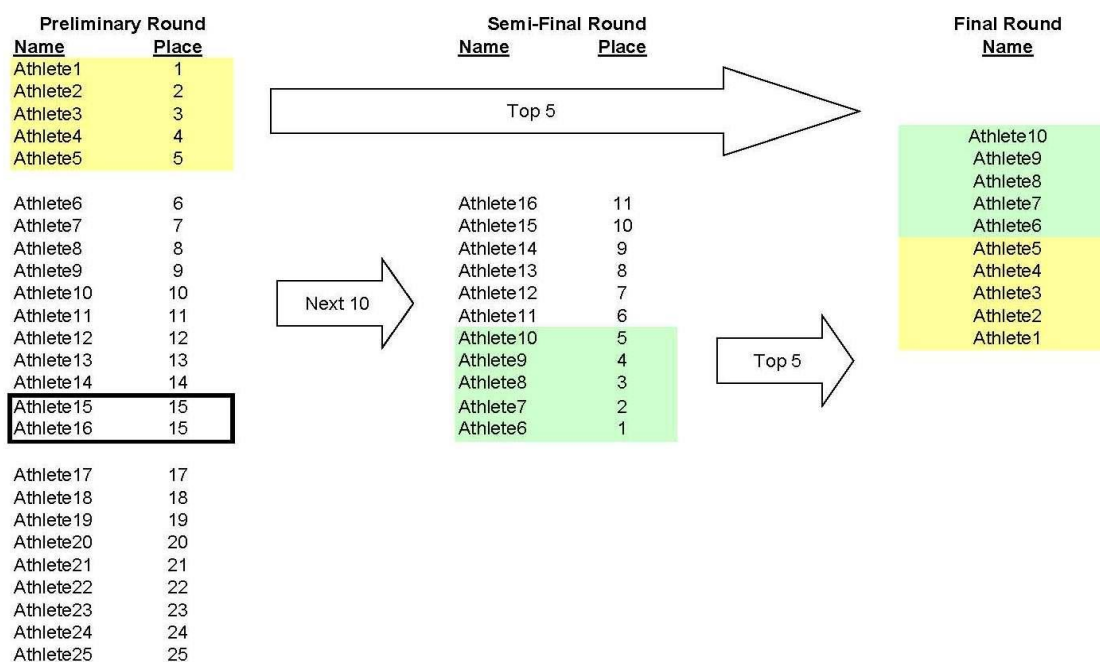
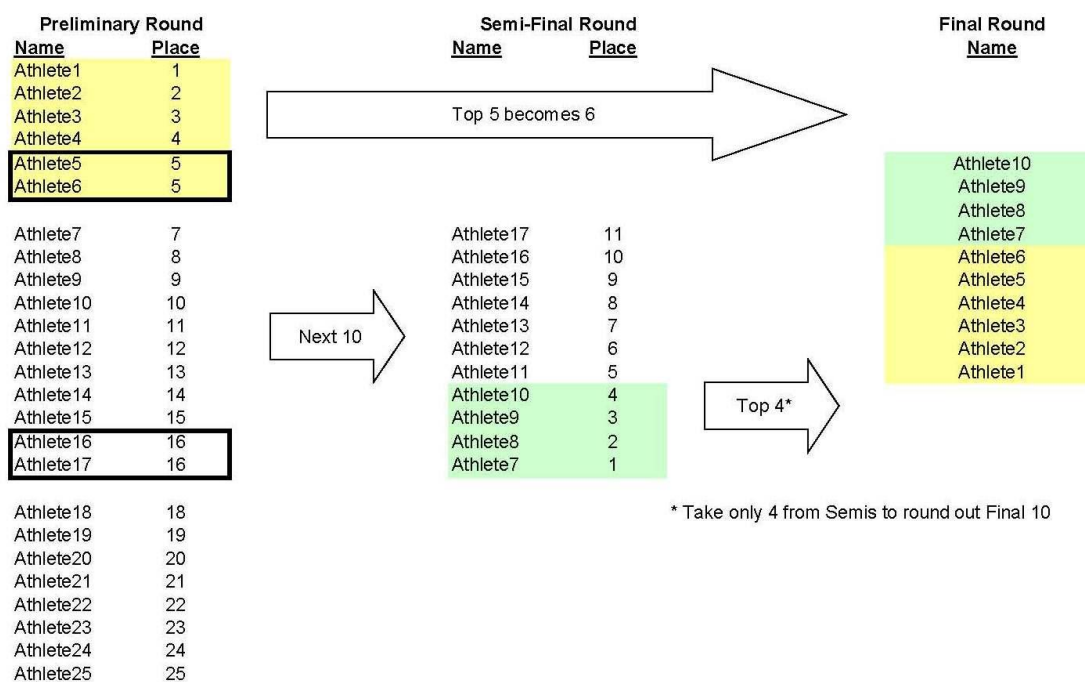


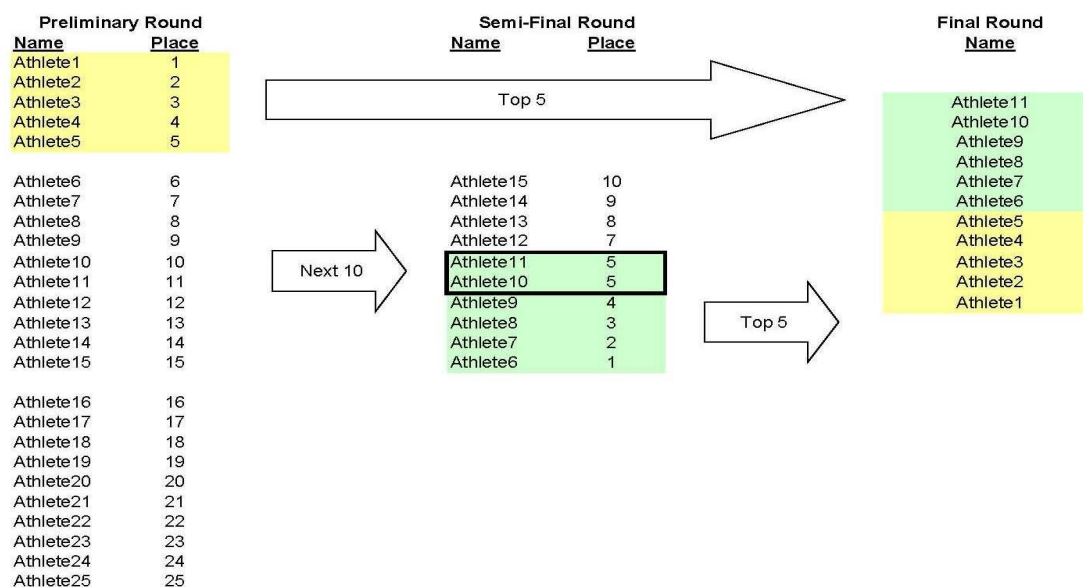
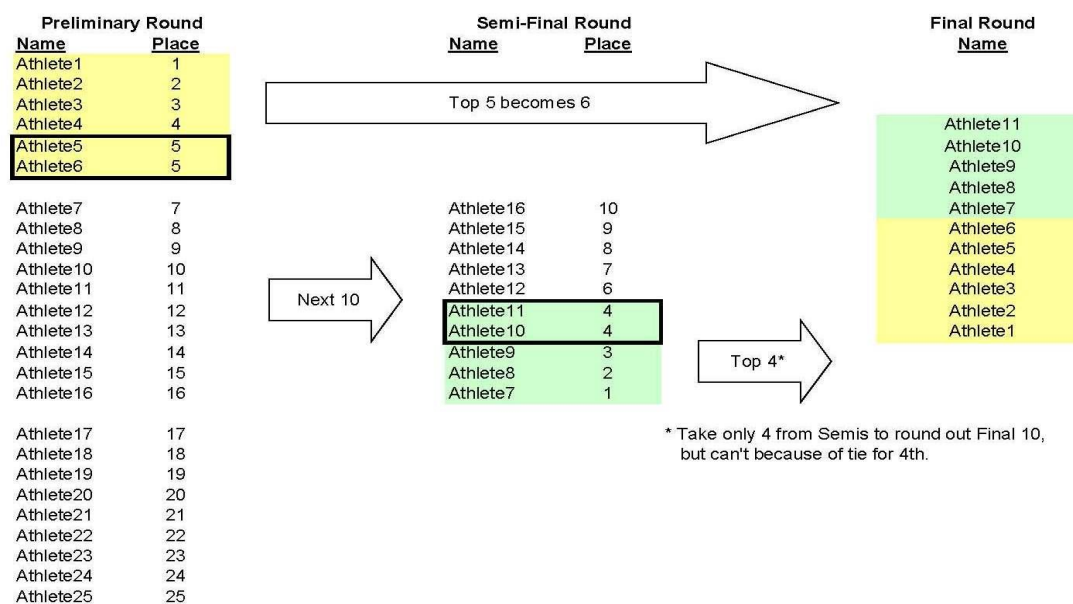
Regarding Ties:

8. In a Prelim of 20 or fewer, all athletes tied for 10th will actually move to Finals
In a Prelim of 41 or more, all athletes tied for 5th will move directly to Finals. The next 15 would still compete in the Semi-Round, but the number moving from Semi to Finals would only be enough to round out the Final Round field to 10 athletes.
9. In a Prelim of 21 to 40, all athletes tied for 5th in the Semi-Final Round would actually move to Finals)
10. See Charts on following pages of Tie Scenarios:

Scenario 1 - No ties**Scenario 2 - Tie for 5th in Prelims**

* Take only 4 from Semis to round out Final 10

Scenario 3 - Tie for 15th in Prelims**Scenario 4 - Tie for 5th and 16th in Prelims**

Scenario 5 - Tie for 5th in Semis**Scenario 6 - Tie for 5th in Prelims, Tie for 4th in Semis**

SCORING PROCEDURES

ALL EVENTS & LEVELS: Judges will be provided with two Master Sheets listing the names of the athletes/teams/groups in each event and division they are assigned to judge. Judges shall use one Master for their own notations. The second is used to record the official score of each competitor and is sent to Tabulation. No score sheets will be issued; however, each athlete/team/group shall receive a copy of the Tabulation Master for each event and round they competed in at the conclusion of the Awards Ceremony.

Judges for all events will use the Place Point Ordinal Scoring System of judging.

TABULATION PROCEDURES

The Tabulation Committee shall use the WBTF International Cup Tabulation Computer Program.

Solo, 2-Baton, 3-Baton, Artistic Twirl & Artistic Pair Events

- ❖ Shall receive one score out of a possible TEN.
- ❖ The following penalty for including material that is more than the written restrictions above shall be assessed for each illegal element:
 - **1 point deduction per penalty per judge (rule discussion)**
- ❖ A 1% penalty which equals a one tenth (.1) point penalty per drop will be deducted from each judges score. Drops will be recorded by the Timing/Penalty Judge on the Timing/Penalty Sheet.
- ❖ Breaks, slips, non-2/3-baton material) shall not be deducted from the score but the effect on the routine will be considered in the judge's final mark.
- ❖ The WBTF Timing & Penalty Sheet will be used to indicate content restriction penalties, drops and any other penalties that might occur. (e.g.: under time, over time, leaving floor early, etc).

Team and Group Events

- ❖ Shall receive one score out of a possible ONE HUNDRED.
- ❖ Team and Group – the following penalty for including material that is more than the written restrictions above shall be assessed for each illegal element:
 - **10 points deduction per infraction per judge (rule discussion)**
- ❖ A 1% penalty which equals a one point (1.0) point penalty per drop will be deducted from each judges score. Drops will be recorded by the Timing/Penalty Judge on the Timing/Penalty Sheet. NOTE: Two judges must be used to count drops for Team & Group
- ❖ Breaks, slips, out of unison) shall not be deducted from the score but the effect on the routine will be considered in the judge's final mark.
- ❖ The WBTF Timing & Penalty Sheet will be used to indicate, time of the routine, content restriction penalties, and any other penalties that might occur.(e.g.: under time, over time, leaving floor early, etc).

DETERMINATION OF PLACEMENT

❖ Solo, 2-Baton, 3-Baton, Artistic Twirl & Artistic Pair, Team & Group Events

The Place Points (not the scores) received by each athlete shall be added together to determine the placements. Then the following steps will be utilized:

Step #1 – Any majority of firsts will determine the first place winner only. If there is not a majority of firsts, revert to the lowest total PLACE POINTS (adding up the places each athlete received). Place points determine all other placements only (lowest to highest).

Example: If an athlete receives 1st place from one judge and 2nd place from the two other judges, that athlete's place points would total 5. She/he would place higher than any athlete who did not receive 2 firsts and who received a total of 6 place points or more.

Step #2 – When there is not a majority of firsts and there is a TIE in the place points, revert back to the total numerical score from all judges. The highest total score breaks the tie and determines the higher placement.

Step #3 – If you have followed Step #1 and Step #2 and a tie still remains, use the following procedure:

- a) in preliminary or semi-final rounds, all athletes tied in the last advancing position advance to the next round
- b) in final rounds, ties for any position other than first remain unbroken. Ties below first place will remain tied and one placement will be skipped.
Example: a second place tie, the next place is fourth.
- c) in final rounds, all athletes tied for first place must re-twirl for a panel of five judges to determine first and second place.

POSTING OF RESULTS (Clarification January 2014)

It is very important to post the Full Recaps in PDF Format showing all scores, all penalties, all placements and final placement.

The Full Recap Sheet with the results displaying all scores, all penalties, & all placements of each round must be given to the WBTF President, Technical Advisor and Judges Chair for final check and approval prior to posting.

Following approval of the WBTF Technical Advisor:

- 1) The Full Recap Sheet must be posted in PDF format (both in print and in electronic format) within two hours of the completion of the round. (Printed copies should be posted where they are visible to all coaches and athletes. Electronic copies should be emailed to all technical advisors and country representatives.)
NOTE: The PDF should be created in Placement order with the Set Numbers still displayed in the left hand column.
- 2) Copies of the Excel tabulation files with the results should also be given to the WBTF Website Administrator for website posting within 2 hours of completion of the round.

DISTRIBUTION OF COMPLETE EXCEL TABULATION FILES:

The following officials are approved to receive the Excel Tabulation Files upon completion:

- 1) WBTF President
- 2) WBTF Technical Advisor
- 3) WBTF Judges Chair
- 4) WBTF Website Administrator
- 5) Host Country Tabulation Department

The Excel tabulation files, themselves, should not be distributed elsewhere. They are the actual tabulation system which is intellectual property of the WBTF.

ENTRY FEES – Effective 2014**International & European Cup Events**

Solo	\$25.00 (US) per athlete
2-Baton	\$25.00 (US) per athlete
3-Baton	\$25.00 (US) per athlete
Artistic Twirl	\$25.00 (US) per athlete
Artistic Pair	\$25.00 (US) per athlete, includes alternates
Team & Group	\$20.00 (US) per athlete, includes 2 alternates

The Rebate to the WBTF and Host Country will be 50/50.
(net of any associated bank fees)

These entry fees will remain in effect for 2015.

WBTF BADGES & CERTIFICATES

WBTF PARTICIPANT BADGE:

The WBTF is responsible for providing each athlete and their coach with an athlete's participant badge. Badge to indicate: WBTF International Cup; city and country where championships held; year International Cup held.

WBTF CERTIFICATE OF PARTICIPATION:

All athletes will receive an official WBTF Certificate of participation. The WBTF will be responsible for supplying the template to the host country to print the WBTF certificates. Host country will be responsible for completing certificates. Certificate to display athletes' name and country.

- *Certificate to be signed by the President of the WBTF or his/her designate.*
- *All Participant Badges & Participation Certificates will be inserted in the "country" package that includes all tabulated results, etc., which is given to each country at the conclusion of the International Cup.*
- *It is the responsibility of the country to ensure the participation certificates are given to their athletes.*

CEREMONIES & AWARDS FOR THE INTERNATIONAL CUP

ATHLETES' PROTOCOL FOR DRESS: (January 2014)

Opening Ceremony - Country Track Suits or Warm Ups

Awards Ceremony – Costumes


Closing Ceremony – Country Track Suits or Warm Ups

Team athletes who were in the finals are to wear team costumes under their track suits or warm ups, and the awards are then presented in costume.

STAGING OF WBTF OPENING CEREMONIES & CLOSING CEREMONIES

OPENING CEREMONIES:

Parade of Athletes:

Countries will enter the floor in alphabetical order. The host country will enter last and take the center floor position. The staging may be done in either 1) block formation by rows 2)  formation by rows 3) Arc formation by rows

The staging will be determined by the number of countries and size of each country's team.

The Flag Bearer and Country Sign of each country will be at the front.

The WBTF will provide the host country with a shortened version of every country's National anthem to be played at Opening Ceremonies.


Welcome Speeches and Introductions:

- 1) Host country's World Representative and/or Country's President
- 2) Introduction of International Cup Competition Director
- 3) Any visiting dignitary (i.e. City official, Sponsor, etc.)
- 4) Designated Athlete will read the "Athlete's Creed"
- 5) Designated Judges will read the "Judges' Oath"
- 6) WBTF President Speech (President will declare the opening of the competition.)

Entertainment may be provided, but is not necessary. The opening ceremonies should be conducted in an efficient and limited amount of time.

CLOSING CEREMONIES

Parade of Athletes:

Countries will enter the floor in alphabetical order. The host country will enter last and take the center floor position. The staging may be done in either 1) block formation by rows 2)  formation by rows 3) Arc formation by rows

The staging will be determined by the number of countries and size of each country's team.

The Flag Bearer and Country Sign of each country will be at the front.

The Awards Podium Steps are to be centered on the competition floor, approximately 10-12 steps in front of the center point. (The steps are not to be positioned at the very edge of the floor OR in front of the floor.)

AWARDS (WBTF awards will not to exceed price set by the WBTF Board of Directors).

- ❖ The top three finalists in each International Cup division, level and event shall receive the following:

1 st place	Gold Medallion with blue neck ribbon
2 nd place	Silver Medallion with red neck ribbon
3 rd place	Bronze Medallion with white neck ribbon
- ❖ All 1st, 2nd and 3rd place team and group members shall all receive a medallion.
- ❖ 4th-10th place finalists Placement certificates
- ❖ Medallions shall be a 2" cloisonné with the emblem of the WBTF on each medallion. The medallion shall also include a background outline of gold, silver or bronze.

The WBTF will be responsible for supplying the template to the host country to print the Finalist certificates. Host country will be responsible for completing certificates. Certificate to display athletes' name, country, and placement in the final.

The World Baton Twirling Federation will provide the medallions, to the host country.

AWARDS CEREMONIES

- ❖ The top three finalists in each International Cup division, level and event will receive their medallion on the awards podium by the designated WBTF official.
- ❖ The 4th-10th place finalists in each International Cup division, level and event will receive their finalist certificate on the floor to the left side of the awards podium by the designated WBTF official.

PROTOCOL FOR AWARD PRESENTATIONS:

Awards to be presented in the following order:

Level B - Junior, Senior, Adult Divisions

- 1) Artistic Twirl 2) Artistic Pair 3) Solo 4) Two Baton 5) Three Baton
- 6) Team 7) Group
 - a. Finalists 4th-10th place Placement certificates
 - b. 3rd place Bronze Medallion with white neck ribbon
 - c. 2nd place Silver Medallion with red neck ribbon
 - d. 1st place Gold Medallion with blue neck ribbon

Level A - Junior, Senior, Adult Divisions

- 1) Artistic Twirl 2) Artistic Pair 3) Solo 4) Two Baton 5) Three Baton
- 6) Team 7) Group
 - a. Finalists 4th-10th place Placement certificates
 - b. 3rd place Bronze Medallion with white neck ribbon
 - c. 2nd place Silver Medallion with red neck ribbon
 - d. 1st place Gold Medallion with blue neck ribbon

Level Elite - Junior, Senior, Adult Divisions

- 1) Artistic Twirl 2) Artistic Pair 3) Solo 4) Two Baton 5) Three Baton
- 6) Team 7) Group
 - a. Finalists 4th-10th place Placement certificates
 - b. 3rd place Bronze Medallion with white neck ribbon
 - c. 2nd place Silver Medallion with red neck ribbon
 - d. 1st place Gold Medallion with blue neck ribbon

WBTF President will provide list of awards presenters, based upon attending country's official representatives/presidents and special dignitaries in attendance.

Awards are to be presented in assembly fashion.

Protocol For Award Presentations (continued)

INTERNATIONAL CUP MEDAL and FINALIST CERTIFICATES PRESENTATION:

1. Medals and Finalist Certificates will be presented by designated officials lined up on the edge of floor in front of awards podium
2. Medal Presentation Bearers carrying the medals or certificates & any other gifts/awards on pillows or trays should stand directly beside the designated Presenter to their right side.
3. Athletes Names are to be read in order of reverse placement
4. Presenters then step forward and present the medals & any other gift/awards to the finalists at the same time and then exit the floor.

EXTRA AWARDS:

Extra awards may be presented by the Host Country for all WBTF events.

Regarding the Decorated Awards Area: If the host country is displaying their country's logo/name, etc., then the WBTF's name and logo.

WBTF CERTIFICATES: ATHLETE RECOGNITION CERTIFICATE

Approved August 2009

1. A WBTF "Athlete Recognition Certificate" will be presented to athletes who have competed at the World Baton Twirling Championships or International Cup for 5 or more years. The five (5) years do not have to be consecutive.
2. A framed WBTF "Athlete Recognition Certificate" will be presented to athletes who have competed at the World Baton Twirling Championships or International Cup for 5 or more years (the five (5) years do not have to be consecutive) and have won 3 or more gold medals. The gold medals could be won in any WBTF events, e.g. Junior Women Senior Artistic Pair, Team.

WBTF CERTIFICATES: COACH RECOGNITION CERTIFICATE

1. A WBTF "Coach Recognition Certificate" will be presented to all official delegate coaches who are listed in the official registration of the country.

The WBTF Athlete and Coach Recognition Certificate are presented by the WBTF President and designated officials.

CLOSING CEREMONIES

Closing Speeches & Presentations:

- 1) Host country's World Representative and/or Country's President
- 2) Introduction of International Cup Competition Staff
- 3) Any visiting dignitary (i.e. City official, Sponsor, etc.)
- 4) Lowering of WBTF Flag
- 5) Presentation of WBTF Flag to WBTF President who in turn awards the WBTF to the next hosting country of the WBTF International Cup
- 6) Tossing of the "Friendship" Baton. Host country designates athlete from their country to toss the Friendship baton to the designated athlete from the next host country.
- 7) WBTF President Speech (President will declare the closing of the competition.)

Entertainment may be provided, but is not necessary. The closing ceremonies should be conducted in an efficient and limited amount of time.

PROTESTS / APPEALS:

1. Judges decisions are considered final and their scores cannot be appealed.
2. Tabulated results are considered final 48 hours after the close of the competition.
 - Errors in tabulation or score calculation identified within that timeframe are reported to the competition organizers, who will investigate and correct immediately as necessary.
 - Errors in tabulation or score calculation identified beyond that 48 hour window are reported directly to the WBTF President and the WBTF Technical Chair, who will investigate and correct as necessary.

APPEALS COMMITTEE REGARDING TABULATION:

1. The Appeals Committee shall be chaired by the President of the Federation.
2. The President shall appoint two (2) members of the elected Executive of the Federation, one of which may be the Vice President.

DISCIPLINE COMMITTEE:

The Discipline Committee shall be chaired by the Vice President, Executive Committee of the World Baton Twirling Federation, and other appointed WBTF Disciplinary Commission Members, as needed.

2015 WBTF INTERNATIONAL CUP											
Number of Athletes per Country / per event											
SOLO LEVEL B		Content Restrictions/Penalites apply	Max. No.	SOLO LEVEL A		Content Restrictions/Penalites apply	Max. No.	SOLO ELITE LEVEL		No Content Restrictions	Max. No.
Event	Age Division		of Athletes	Event	Age Division		of Athletes	Event	Age Division		of Athletes
Solo B Level	Junior 12-17		6	Solo A Level	Junior 12-17		6	Solo Elite Level	Junior 12-17		6
Solo B Level	Senior 18-21		6	Solo A Level	Senior 18-21		6	Solo Elite Level	Senior 18-21		6
Solo B Level	Adult 22+		6	Solo A Level	Adult 22+		6	Solo Elite Level	Adult 22+		6
TOTAL B SOLO ATHLETES			18	TOTAL A SOLO ATHLETES			18	TOTAL ELITE SOLO ATHLETES			18
2-BATON LEVEL B		Content Restrictions/Penalites apply	Max. No.	2-BATON LEVEL A		Content Restrictions/Penalites apply	Max. No.	2-BATON ELITE LEVEL		No Content Restrictions	Max. No.
Event	Age Division		of Athletes	Event	Age Division		of Athletes	Event	Age Division		of Athletes
2-Baton B Level	Junior 12-17		6	2-Baton A Level	Junior 12-17		6	2-Baton Elite Level	Junior 12-17		6
2-Baton B Level	Senior 18-21		6	2-Baton A Level	Senior 18-21		6	2-Baton Elite Level	Senior 18-21		6
2-Baton B Level	Adult 22+		6	2-Baton A Level	Adult 22+		6	2-Baton Elite Level	Adult 22+		6
TOTAL B 2-BATON ATHLETES			18	TOTAL A 2-BATON ATHLETES			18	TOTAL ELITE 2-BATON ATHLETES			18
3-BATON LEVEL B		Content Restrictions/Penalites apply	Max. No.	3-BATON LEVEL A		Content Restrictions/Penalites apply	Max. No.	3-BATON ELITE LEVEL		No Content Restrictions	Max. No.
Event	Age Division		of Athletes	Event	Age Division		of Athletes	Event	Age Division		of Athletes
3-Baton B Level	Junior 12-17		6	3-Baton B Level	Junior 12-17		6	3-Baton Elite Level	Junior 12-17		6
3-Baton B Level	Senior 18-21		6	3-Baton B Level	Senior 18-21		6	3-Baton Elite Level	Senior 18-21		6
3-Baton B Level	Adult 22+		6	3-Baton B Level	Adult 22+		6	3-Baton Elite Level	Adult 22+		6
TOTAL B 3-BATON ATHLETES			18	TOTAL A 3-BATON ATHLETES			18	TOTAL ELITE 3-BATON ATHLETES			18
ARTISTIC TWIRL B LEVEL		Content Restrictions/Penalites apply	Max. No.	ARTISTIC TWIRL A LEVEL		Content Restrictions/Penalites apply	Max. No.	ARTISTIC TWIRL ELITE LEVEL		No Content Restrictions	Max. No.
Event	Age Division		of Athletes	Event	Age Division		of Athletes	Event	Age Division		of Athletes
Artistic Twirl B Level	Junior 12-17		6	Artistic Twirl A Level	Junior 12-17		6	Artistic Twirl Elite Level	Junior 12-17		6
Artistic Twirl B Level	Senior 18-21		6	Artistic Twirl A Level	Senior 18-21		6	Artistic Twirl Elite Level	Senior 18-21		6
Artistic Twirl B Level	Adult 22+		6	Artistic Twirl A Level	Adult 22+		6	Artistic Twirl Elite Level	Adult 22+		6
TOTAL B ARTISTIC TWIRL ATHLETES			18	TOTAL A ARTISTIC TWIRL ATHLETES			18	TOTAL ELITE ARTISTIC TWIRL ATHLETES			18
ARTISTIC PAIR B LEVEL		Content Restrictions/Penalites apply	Max. No.	ARTISTIC PAIR A LEVEL		Content Restrictions/Penalites apply	Max. No.	ARTISTIC PAIR ELITE LEVEL		No Content Restrictions	Max. No.
Event	Age Division		of Athletes	Event	Age Division		of Athletes	Event	Age Division		of Athletes
Artistic Pairs B Level	Junior 12-17		6	Artistic Pairs A Level	Junior 12-17		6	Artistic Pairs Elite Level	Junior 12-17		6
Artistic Pairs B Level	Senior 18-21		6	Artistic Pairs A Level	Senior 18-21		6	Artistic Pairs Elite Level	Senior 18-21		6
Artistic Pairs B Level	Adult 22+		6	Artistic Pairs A Level	Adult 22+		6	Artistic Pairs Elite Level	Adult 22+		6
TOTAL B ARTISTIC PAIRS			18	TOTAL A ARTISTIC PAIRS			18	TOTAL ELITE ARTISTIC PAIRS			18

Number of Athletes per Country / per event - Page 2								
TEAM LEVEL	B	Content Restrictions/Penalties apply	Max. No.	TEAM LEVEL	A	Content Restrictions/Penalties apply	Max. No.	TEAM ELITE LEVEL
Event		Age Division	of Teams	Event		Age Division	of Teams	Event
Team B Level		One age division	3	Team A Level		One age division	3	Team Elite Level
TOTAL	B TEAMS		3	TOTAL	A TEAMS		3	TOTAL
GROUP LEVEL	B	Content Restrictions/Penalties apply	Max. No.	GROUP LEVEL	A	Content Restrictions/Penalties apply	Max. No.	GROUP ELITE LEVEL
Event		Age Division	of Groups	Event		Age Division	of Groups	Event
Group B Level		One age division	3	Group A Level		One age division	3	Group Elite Level
TOTAL	B GROUPS		3	TOTAL	A GROUPS		3	TOTAL
								ELITE TEAMS
								ELITE GROUPS