

**WORLD BATON TWIRLING FEDERATION**

**WORLD  
COMPETITION  
RULES &  
REGULATIONS**

**SECTION 10**



**2022**

## Table of Contents

1.0 AGE DIVISIONS (Approved MAY 2021 ).....	3
2.0 ALTERNATES/RESERVES.....	4
3.0 SHORT PROGRAM COMPETITION.....	5
4.0 FREESTYLE COMPETITION.....	9
5.0 PAIR COMPETITION.....	9
6.0 TEAM COMPETITION.....	10
7.0 TIME LIMITS.....	10
8.0 COSTUME AND BATON INSPECTION.....	11
9.0 COSTUMES AND EQUIPMENT (BATON).....	12
10.0 COSTUME CHECK FOR FREESTYLE, PAIR, & TEAM COMPETITION.....	13
11.0 ANNOUNCING THE COMPETITION.....	15
12.0 PERFORMANCE REQUIREMENTS AND POLICIES.....	18
13.0 ILLEGAL SUBSTANCE OR ITEMS - ALL EVENTS.....	18
14.0 AVAILABILITY OF SCORES.....	19
15.0 MUSIC FOR WBTF EVENTS.....	20
16.0 NOT APPEARING - ATHLETE, PAIR, TEAM.....	21
17.0 OBSTRUCTION OR UNUSUAL CIRCUMSTANCE.....	21
18.0 NUMBER OF ROUNDS/NUMBER OF ATHLETES TO ADVANCE TO NEXT ROUND.....	22
19.0 WARM-UP PERIOD.....	23
20.0 ORDER OF COMPETITION FOR THE FINALS (Approved Feb. 17).....	27
21.0 TIES.....	27
22.0 DROP PENALTIES <i>Effective 2012</i> .....	27
23.0 ALL OTHER PENALTIES.....	28
24.0 FACILITY – COMPETITION VENUE.....	29
25.0 LIGHTING.....	30
26.0 SEATING ARRANGEMENTS – JUDGES.....	31
27.0 SEATING ARRANGEMENTS SPECTATORS.....	31
28.0 SEATING ARRANGEMENTS WBTF OFFICIALS & DIGNITARIES.....	31
29.0 WBTF BADGES & CERTIFICATES.....	32
30.0 AWARDS FOR WORLD CHAMPIONSHIPS.....	33
31.0 CEREMONIES & AWARDS FOR WBTF CHAMPIONSHIPS.....	35
32.0 PROTESTS/APPEALS.....	41
33.0 RULES OF ENGAGEMENT REGARDING A REVIEW OF PENALTIES.....	43
34.0 DISCIPLINE COMMITTEE.....	45
35.0 LIABILITY INSURANCE.....	45
36.0 STAY TO PLAY POLICY.....	46
APPENDIX 1 – BATON AND COSTUME INSPECTION FORM.....	47
APPENDIX 2 – JUDGE SCORE SHEETS.....	48

**Blue Text indicates – Updates September 2018**

**Red Text indicates – Updates February 2019**

**Purple Text indicates – Updates March & May 2020**

**Green Text indicates – Updates May 2021**

**Turquoise Text indicates – Update August 2021**

## **1.0 AGE DIVISIONS (Approved May 2021)**

### **FREESTYLE SOLO:**

Member countries of the WBTF may send 3 athletes plus one alternate in each of the following age divisions:

Youth Women	female athletes who will be 12 years of age to 17 years of age on December 31 2022
Junior Women	female athletes who will be 18 years of age to 19 years of age on December 31 2022
Senior Women	female athletes who will be 20 years of age or older on December 31 2022
Youth Men	male athletes who will be 12 years of age to 17 years of age on December 31 2022
Junior Men	male athletes who will be 18 years of age to 19 years of age on December 31 2022
Senior Men	male athletes who will be 20 years of age or older on December 31 2022

An athlete may not compete in an age classification outside of his/her age GROUP, (ie - a junior athlete may not compete in a senior category, nor may a senior athlete compete in a junior category). Exception: A junior athlete may compete in a senior pair.

### **FREESTYLE PAIR:**

Member countries of the WBTF may send 1 Freestyle Pair plus one alternate athlete in each of the following age divisions:

Youth Pair	2 members. BOTH athletes must be between 12-17 years of age on December 31 2022.
Junior Pair	2 members. ONE athlete must be between 18-19 years of age on December 31 2022, and the SECOND athlete must be between 12-19 years of age on December 31 2022. Ie. Both Junior, OR, one Junior + Youth
Senior Pair	2 members. ONE athlete must be 20 years of age or older on December 31 2022, and the SECOND athlete must be at least between 12 years of age on December 31 2022. Ie. Senior + Senior, OR Senior + Junior, OR Senior + Youth

A pair may consist of 2 female athletes, 1 male and 1 female or 2 male athletes.

## Age Divisions – (continued)

### TEAM COMPETITION

Each member country of the World Baton Twirling Federation is allowed to send the following number of athletes for this event:

Approved August, 1997 – Effective September 1, 1998

One (1) Team:

A team will consist of a minimum of six (6) members and a maximum of eight (8) members.

There will be no upper age limit of team members. Minimum age 12.

The team may consist of members of both sexes, if so desired.

## 2.0 ALTERNATES/RESERVES

### FREESTYLE COMPETITION

Each member country may have one (1) alternate for each freestyle event.

An alternate cannot compete after the original athlete has competed in the Short Program event and/or for some reason cannot continue.

### PAIRS COMPETITION

One alternate for pair – Youth, Junior and Senior divisions.

Mixed pair - countries will be allowed one female alternate and one male alternate, Only one alternate can take the place of an athlete, per pair – Youth, Junior and Senior divisions.

A youth athlete may compete in a Junior Pair or senior Pair

A junior athlete may compete in a Senior Pair.

Alternates for a senior pair must be Senior.

### TEAM COMPETITION

Teams - there will be NO reserve team; however, each country may have alternate members in the team. Maximum number of alternates is two (2) per team.

Teams may not add members to the original number of members after the preliminary round. Teams are allowed to compete with less members than the original number of members after the preliminary round if a member is injured or becomes ill. The team must report any membership change to the Competition Director, who will inform the WBTF Technical Chair and WBTF Judges Chair prior the start of the next round.

### 3.0 SHORT PROGRAM COMPETITION

The short program will be worth 25% (twenty-five per cent) of the total score.

The procedure for short program competition will be as follows:

**Approved August 2018:**

The 8 Required Elements of Short Program will be performed by the youth and Junior-age athletes to the Short Program music without Accessory Material and the complete Short Program will be performed by Senior-age athletes. They will run simultaneously:

- The competition floor shall be divided in half by a curtain.
- The JR and SR athletes are introduced at the same time and take position in front of judges.
- Short program music will begin and both athletes will commence their performance.
- The athletes will leave the floor upon completion of his/her short program.
- The athletes leave the floor when the announcer says “Thank you.”
- The next competing JR and SR athletes will then be introduced and take their positions.

**Attention:** starting from September 1, 2019 the new Short Program music for men is slowed to the same tempo as Women.

## SHORT PROGRAM:

The Short Program is performed by **all** athletes. It is structured by 8 required elements which must be strictly performed as prescribed, same order and facing front.

Women and men will perform to different musical selection.

The music is selected and provided by the WBTF.

**Update:** Short Program floor dimensions for 2022: Due to the addition of the 3<sup>rd</sup> age group the floor will be divided as follows to accommodate running all 3 at the same time:

YOUTH FLOOR	SENIOR FLOOR	JUNIOR FLOOR
Approximately 9.5 meters	Approximately 14 meters	Approximately 9.5 meters
Approximately 31 feet	Approximately 46 feet	Approximately 31 feet

**Youth and Junior Short Program:** will perform the Required Elements only to the music. No accessory material. Prime consideration will only be given to the technique of baton and body during the execution of eight required elements derived from the three Modes of Twirling (aerials, rolls and contact material) and a total adherence to the prescribed required element specification.

**All of** the judges will judge the 8 required elements.

The high and low score will be thrown out when the number of judges warrants this.

**Senior Short Program** requires the additional responsibilities of conforming to the Music and displaying performance skills and develops musical interpretation, simultaneous responsibility, movement in space, staging and continuity. These factors will be considered in composition/performance.

**Senior** Short Program is judged on technique, composition and performance and a total adherence to the prescribed required element specification.

The judging panel for the short program event will be split into two groups based on the number of judges on the panel.

The majority of the judges will judge the 8 required elements.

A lesser amount of judges will judge the Composition and Performance.

The high and low score will be thrown out when the number of judges warrants this. The high and low will be thrown out for either the required elements, the Composition and Performance or both.

## SENIOR SHORT PROGRAM (SEPTEMBER 2018 CLARIFICATION)

### SCORING, DEDUCTIONS AND PENALTIES

- a) Each Required Element is worth 10 points, totaling 80% of the Score.  
A panel of judges is assigned to assess the value of each Required Element.
- b) Composition + Performance is worth 20 points, totaling 20% of the Score.  
A separate judge (or panel of judges) is assigned to assess the value of the Composition & Performance.
- c) Illegal Accessory Material is defined as any move that is not prescribed or prohibited in Short Program.

**Illegal Accessory Material Penalty:** is a 2.0 penalty per infraction and is deducted from the Short Program Net Percentage Score.

- d) **Other Penalty:** (Effective September 2018)  
If the athlete does not start the Required Element on Count 1 of the 8-count phrase of the Element, the Penalty Judge will take a 0.1 penalty per infraction and is deducted from the Short Program Net Percentage Score.

A Penalty Judge will be added to the panel to check for illegal accessory material and other penalties. When not possible, one of the judges assigned to required elements will be responsible for the penalties

- c) Drops are considered by the Required Element Judges
  - Each Required Element judge deducts 2 points for a drop from the assessed score for the Required Element and ceases judging the move as soon as drop occurs.  
EXCEPTION:
  - If there is a drop in the contact material series the athlete will continue and each Required Element judge will continue to assess a score for the contact material series by determining how much material was completed and how successful they were. An additional 2.0 deduction is taken for any further drops during the 24-count contact material

## **YOUTH and JUNIOR SHORT PROGRAM**

### **(September 2018 CLARIFICATION)**

The 8 Required Elements of Short Program will be performed by the Youth and Junior-age athletes to the Short Program music without Accessory Material

### **SCORING, DEDUCTIONS AND PENALTIES**

- a) Each Required Element is worth 10.0 points. A panel of judges is assigned to assess the value of each Required Element. The total score received from all Required Elements (Total Average Short Program Score) is converted to the 25% score (Gross Short Program Percentage Score). Penalties and deductions are taken from the Net Short Program Percentage Score

- b) **Other Penalty:** (Effective September 2018)  
If the athlete does not start the Required Element on Count 1 of the 8-count phrase of the Element, a 0.1 deduction will be deducted from the Short Program Net Percentage Score.

A Penalty Judge will be added to the panel. When not possible, one of the judges assigned to required elements will be responsible for the Count 1 penalty assessment.

- c) Drops are considered by the Required Element Judges

- Each Required Element judge deducts 2 points for a drop from the assessed score for the Required Element and ceases judging the move as soon as drop occurs.

#### **EXCEPTION:**

- If there is a drop in the contact material series the athlete will continue and each Required Element judge will continue to assess a score for the contact material series by determining how much material was completed and how successful they were. An additional 2.0 deduction is taken for any further drops during the 24-count contact material

*See Section # 13 – SHORT PROGRAM for further information, rules and regulations regarding Short Program.*



## 4.0 FREESTYLE SOLO COMPETITION

The athlete will use only one baton.

Entry on to the floor is from the judges' left. Starting position may be anywhere on the floor. Exit from the floor must be to the judges' right.

The freestyle will be worth seventy-five percent (75%) of the total score.

Freestyle is judged on Technical Merit (worth 10 points) and Artistic Expression (worth 10 points).

### **GUIDELINES FOR CONSTRUCTING AN INDIVIDUAL FREESTYLE PROGRAM**

*Approved Summer Meeting 2015*

*These are recommended guidelines and are not required.*

#### **Aerial Mode**

- Youth: 5 aerials
- Juniors: 5 aerials
- Seniors: 5 or 6 aerials

We suggest the following be included:

- 1 spin (continuous)
- 1 stationary complex
- 1 travelling complex
- 2 free (Junior) or 2-3 free (Senior)
- (at least) 1 must be Horizontal Pattern
- (at least) one Catch must be Non-Standard

#### **Rolls Mode**

- Should be in both Horizontal and Vertical pattern

#### **Contact Mode**

- Should be in both Horizontal and Vertical pattern

## 5.0 FREESTYLE PAIR COMPETITION

Entry on to the floor is from the judges' left. Starting position may be anywhere on the floor. Exit from the floor must be to the judges' right.

Pairs are judged on a 100 point scale worth

30 points for Content

30 points for Precision and Unison

40 points for General Effect

## 6.0 TEAM COMPETITION

Entry on to the floor is from the judges' left. Starting position may be anywhere on the floor. Exit from the floor must be to the judges' right.

Team routine will be a mixture of twirling team and dance twirl. There will be no compulsories for team.

Teams are judged on a 100 point scale worth

30 points for Content

30 points for Precision and Unison

40 points for General Effect

## 7.0 TIME LIMITS

(Approved 2016 Winter Meeting)

Timing begins with the first sound or note (whichever comes first) and ends with the last sound or note of the music (whichever comes last). No credit is to be given for anything executed after the sound of music has stopped. This means that if an element is not finished with the music it will not be judged.

No salute required. One simple presentation can be executed.

### FREESTYLE COMPETITION

#### Time Limits:

Youth: 1:30 minutes minimum to 2:00 minutes maximum

Junior: 1:30 minutes minimum to 2:00 minutes maximum

Senior: 2:00 minutes minimum to 2:30 (2 ½) minutes maximum

### PAIRS COMPETITION

#### Time Limits:

Youth: 1:30 minutes minimum to 2:00 minutes maximum

Junior: 1:30 minutes minimum to 2:00 minutes maximum

Senior: 2:00 minutes minimum to 2:30 (2 ½) minutes maximum

### TEAM COMPETITION

#### Time Limit:

3:00 minutes minimum to 3:30 minutes maximum

## FOR ALL EVENTS

- Official timing is done during the scheduled music test by the Official Timer.
- If any music is found to be over time or under time during music tests, the music technician will notify the federation's technical advisor immediately. The federation will have 12 hours to resubmit their music for re-testing prior to the beginning of the competition.
- A ten (10) second leeway in the timing is granted due to the difference in tape players, the electronic current within the various buildings, etc. The "leeway" allows legal time to be ten (10) seconds before or after the official timing.
- Performance timing is done during the competition by the Timing/Penalty Judge.

### 7.5 MUSIC TESTS: (Approved Winter Meeting 2013)

All countries are required to pay for Music Test Time, and therefore may opt to forfeit a Music Test. However, all countries must be present for their scheduled Baton & Costume Check and to have their music timed.

## 8.0 COSTUME AND BATON INSPECTION

Approved August, 1999 – Effective September 1, 1999

**COSTUME INSPECTION** – A Costume inspection for all countries must take place prior to the beginning of the competition. The host country will determine the costume inspection schedule.

Athletes, pairs and teams must check in with the Floor Monitor before each round of competition to check for compliance with their initial costume inspection.

Athletes, pairs and teams must wear the same costume they wore for costume inspection and use the same baton. If changes are made to the costume/and or baton, a costuming penalty will be assessed. (Athletes are allowed to change a costume due to unforeseen circumstance by requesting a waiver from the WBTF Technical Chair. If the waiver is granted an additional costume inspection would be made.

### **BATON INSPECTION** (Approved August 2015)

Baton inspection will take place during Costume Inspection for each country.

Check of the baton should be done by the Floor Monitor, before entering the floor for competition, each round.

The rule applies only for the World Championship and the European Championship.

## **8.0 COSTUME and BATON INSPECTION (continued)**

### **USE OF GRIP TAPE ON BATONS**

Approved August 2015:

The use of grip tape is optional.

Grip tape can cover up to ½ of the shaft, divided equally from the center – **when measuring only the shaft, not including ball and tip.**

Grip tape can be applied in solid, striped or spiral fashion.

Tape can be of any colour (s).

No other attachments may be made to batons, except tape or similar substance used as a visual or handling aid.

Pair, Team, and GROUP members must use the same colour(s) of grip tape on the baton (s) for uniformity.

## **9.0 COSTUMES AND EQUIPMENT (BATON)**

### **SHORT PROGRAM COMPETITION**

Short program athletes must perform in the same uniform they wore during Costume Inspection and use the same baton.

#### **WOMEN:**

- ❑ Women athletes must wear a sleeveless leotard in the colours of their National Flag or in the recognized colours of their National Sports Federation or in any colour providing that their national official federation sport badge or the emblem of their nation is attached to the uniform.

#### **MEN:**

- Men athletes must wear a top with no sleeves OR short sleeves, scooped or “V” neckline
- Pants must be long
- One piece suit, in colours of National Flag or in the recognized colours of their National Sports Federation or in any colour providing that their national official Federation sport badge or the emblem of their nation is attached to the uniform.
- Belts may be worn, but must comply with other costume restrictions.

#### **BOTH WOMEN AND MEN:**

- Absolutely nothing may be hung or attached to the leotard, shirt or pants. (Exception: Official Federation sports badge or emblem of the Nation is permitted).
- Hair may be secured by any method which is not ornamentation, trim or costume jewellery

## Costume and Equipment (Baton) - continued

### FOOT WEAR and LEG WEAR:

- Ankle socks, if worn, must be above the ankle and below calf muscle
- Colour of socks, if not white, must be the same colour as pants (men)
- Tights of flesh colour only may be worn
- No long socks
- Colour of shoes may be: white, beige, black. For men only same color of the pants.

## 10.0 COSTUME CHECK FOR FREESTYLE, PAIR, & TEAM COMPETITION

### All rules for costuming will apply for freestyle, Pair, and Teams

#### Costume:

All athletes (men and women) may wear a costume of their choice bearing in mind this is a sport.

Athletes must perform in the same costume they wore during the costume inspection and use the same baton.

Within a pair or team, any costume combination is possible, bearing in mind this is a sport.

Athletes are not permitted to have a costume that covers the palm of the hands.

#### Footwear and leg wear:

All athletes must wear shoes of their choice bearing in mind this is a sport.

Shoe soles must meet facility regulations.

#### **Approved January 2019.**

If painted shoes leave mark/color on the floor, the country will be responsible for any damage. The floor monitor has the right to ask the athlete to change shoes if a potential problem is identified.

Socks or tights, of their choice, may be worn bearing in mind this is a sport.

#### Hair and accessories:

#### **Approved August 2015:**

Must be secured by any method, bearing in mind that this is a sport.

Any hair or attached costume accessory may be used but must not cover any part of the face below the eyebrows and must be reasonable, bearing in mind that this is a sport.

Recommendation: Tattoos should be covered, but not mandatory.

No other jewelry or body piercing.

---

**COSTUME CHECK FOR FREESTYLE, PAIR, & TEAM COMPETITION - continued**

Make up:

**Approved August 2015:**

Moderate stage make up, to enhance natural facial features, is recommended.

Make up should be designed bearing in mind this is a sport.

Athletes are not permitted to have any of the following:

- Body or face paint
- Anything stuck to the face or body
- Anything drawn/stenciled on the face or body

**OTHER COSTUME POLICIES THAT APPLY TO ALL EVENTS:**

- Athletic bandages for injury may be worn
- Eyeglasses may be worn
- No sunglasses
- No other jewellery or body piercing
- If any athlete/athletes intentionally disregard the clothing or equipment infractions pointed out by the Floor Monitor, then the penalty will automatically be assessed.

At WBTF World Championships, the competition director will have the final decision on costume, make-up, hair and accessories.

**COSTUME / FOOTWEAR / EQUIPMENT FAILURE - ALL EVENTS**

**The Chief Judge, the Technical Chair or the Judges' Chair may stop the competition for one of the following reasons:**

- If costume failure becomes hazardous, indecent or embarrassing
- If a shoe lace becomes untied causing footwork to be dangerous
- Loss of footwear causing danger to the athlete slipping and falling
- Loss of ball or tip from the baton shaft
- Baton shaft breaking

The Technical Chair must be contacted to handle the situation.

The Technical Chair will contact the Host country and competition staff.

The Technical Chair may order a restart.

Judging to commence at the beginning.

If any official feels that they have a conflict of interest in ruling on this matter, they should approach the President and ask for assistance in stopping the competition.

## 11.0 ANNOUNCING THE COMPETITION

### ANNOUNCER'S TABLE FOR SHORT PROGRAM

The Announcer's table and/or music table is to be placed in the arena in the area centered between the two judges' panels for perfect visual of the chief judges and both competition areas

For freestyle and team the announcer will stay at the main music desk.

### ANNOUNCING THE COMPETITION

#### Languages for Announcements:

- ❑ General announcements and introductions will be made in English, and the language of the Host Country (optional).
- ❑ Judges' marks for the Freestyle Competition will be announced in in English, and the language of the Host Country (optional). *If scores are displayed electronically, the electronics technician must be aware to stay on pace with announcer, as to not get ahead.*

### ANNOUNCING THE SHORT PROGRAM COMPETITION:

The procedure for short program competition will be as follows:

- 1) The short program performed by the Youth /Junior athletes and the short program, performed by Senior athletes, will run simultaneously
- 2) The Youth/JR and SR athletes are introduced at the same time and take position in front of judges.
- 3) Announcer will announce "Athlete ready, music", Short Program music will start and both athletes will commence their performance.
- 5) The athletes will leave the floor upon completion of his/her short program.
- 6) The athletes will leave the floor when the announcer says "Thank you."
- 7) The next competing JR and SR athletes will be introduced and take their position
- 8) As the athlete performs his/her final presentation and leaves the floor, the Chief Announcer calls the next athlete to the floor with the words "take the floor for competition".
- 9) Chief Announcer must check with Chief Judge to be sure all judges are ready before announcing the name of the next athlete.

**ANNOUNCING THE FREESTYLE COMPETITION:**

- 1) When judges are ready, announce the athlete's name and country.
- 2) **Youth/** Junior and Senior Freestyles alternate performances. The Division with the greatest number of athletes will start first and will run alone until it reaches the entry number of the lower division and then alternating performances begins. This process is for all rounds. Example:

01			
02			
03			
04			
05			
06		06	
07		07	
08		08	
09		09	
10		10	
11		11	
12		12	

- 3) After each Freestyle program is completed, the athlete will go to the designated area behind the staging to wait for their time to receive scores. Once this athlete has reached the designated area, the Chief announcer will introduce next athlete onto the competition floor. After this athlete's performance the announcer must wait for the Chief judge to sign when judges the judges are ready. The announcer will call the waiting athlete back from the designated area by announcing: "Judges please prepare your scores for \_\_\_\_\_ **Youth**(Junior or Senior) Freestyle from \_\_\_\_\_." Athlete stands on assigned place to receive scores. Announcer will say "Judges may we please have your scores for "Technical Merit" (read left to right). Judges may we please have your scores for Artistic Expression" (read left to right). "Thank you."
- 4) If not alternating, the athlete must wait to be scored.
- 5) After all the judges have prepared their marks (the flash card holders should hold the score cards at chest level, turned so that the marks are not visible when they are ready).



When ready, announce: "Judges, your marks for Technical Merit". (Judges' marks should always be displayed simultaneously.)

- 6) Read aloud each judge's score from the Announcer's left to right.

Each judge's score should be read first in the language of the host country (optional) and second in English before moving on to the next judge.

As each judge's marks are announced, that card holder will lower the score.

- 7) The Announcer then repeats steps 2 through 4 for Artistic Expression.

If the scores are displayed electronically, the judges will not use flash cards.

### **ANNOUNCING THE PAIR & TEAM COMPETITION:**

- 1) Pairs and Teams are announced as they are about to enter the performance arena. Announce the name (country) of each pair or team before they take their starting position.
- 2) Youth, junior and Senior Pairs alternate performances. The Division with the greatest number of athletes will start first and will run alone until it reaches the entry number of the lower division and then alternating performances begins. This process is for all rounds.
- 3) After each pairs program is completed, the athletes will go to the designated area behind the staging to wait for their time to receive scores. Once the pair has reached the designated area, the Chief announcer will introduce the next pair onto the competition floor. After this pair's performance the announcer must wait for the Chief judge to sign when judges ready. The announcer will call the waiting pair back from designating area by announcing: "Judges please prepare your scores for Junior Pair(or Senior Pair) from \_\_\_\_". Athletes stand on assigned place to receive scores. "Judges may we please have your scores (read left to right) "Thank you"
- 3) When each Pair is scored, announce the next Pair to take the floor for competition. (If not alternating, the pair must wait to be scored.)
- 4) Teams do not alternate performances. Announce the name (country) of each before they take their starting position.
- 5) Teams should wait behind stage after their performance. The announcer must wait for the Chief judge to sign when judges ready. The announcer will call the waiting team back from designating area by announcing: "Judges please prepare your scores for the team from \_\_\_\_". Athletes stand on assigned place to receive scores. "Judges may we please have your scores (read left to right) "Thank you"
- 6) Make sure all judges are ready before announcing the name of the next performance.

## **12.0 PERFORMANCE REQUIREMENTS AND POLICIES APPLICABLE TO ALL FREESTYLE, PAIR AND TEAM ATHLETES**

- 1) Athletes must report to the Floor Monitor prior to competing in their event, to check the costume and baton.
- 2) It is the athlete's responsibility to report to the Floor Monitor **15 minutes prior** to taking the floor for competition. This procedure is in effect for all events.
- 5) The athlete enters the performance area upon signal from the announcer to "take the floor for competition".
- 6) Athletes may not take towels onto the competition floor (or other items).
- 7) Athletes may wipe hands or baton on their own person.
- 8) Freestyle, Pair & Team athletes are allowed to do a little presentation before the music and timing begin.
- 9) After each Freestyle program is completed, athlete goes to the designated area behind the staging until time to receive score.
- 10) Coach may join the athlete at this time to view the scores.
- 11) Once an athlete has reached the designated area, the next athlete may enter the competition floor to await the signal "music" by the announcer to begin.
- 12) All athletes must be prepared to perform under spot/television lights, if deemed necessary by a television production company.
- 13) Some athletes may be televised, and others may not be. All of the athletes must be prepared.
- 14) When special lighting is to be used for television, filming or other official purposes, that same lighting **MUST** be available for the athletes to rehearse under.

## **13.0 ILLEGAL SUBSTANCE OR ITEMS - ALL EVENTS**

No substance such as powder, rosin, water or other substance may be used on the competition floor by an athlete for any reason. Penalty: 20 points (subtracted from final percentage score).

If permitted by the competition facility, there should be a table OUTSIDE of the practice area & competition hall with rosin, powder and magnesium powder so that everyone can use these substances in the open. Powder in excess should be removed prior to entering the practice area & competition hall. These substances are NOT allowed to be put on in the practice area & competition hall. If the facility does not permit the use of these substances, all countries will be notified in advance.

Athletes may not take towel, sweatbands or other items onto the competition floor.

## 14.0 AVAILABILITY OF SCORES

At the end of the **Short Program** competition, every country shall receive a copy of the results in order to let athletes know their proficiency level before the Freestyle Competition. Each Technical Advisor and Judge is to receive a copy of the placement listing. The results must also be emailed to the following designated list: Country Representatives, Technical Advisor and Judges Representative.

**Short Program** scores will then be available for public posting and website viewing after the results have been made available to the Technical Advisors. The results should be posted near the practice area (where it is not distracting to the athletes) and in an area of the competition hall that is accessible to the public.

All **Freestyle, Pair and Team** results will be made available to the Technical Advisors at the end of each round. The results must also be emailed to the following designated list: Country Representatives, Technical Advisor and Judges Representative.

The **Freestyle, Pair and Team** scores will then be available for public posting and website viewing after the results have been made available to the Technical Advisors. The results should be posted near the practice area (where it is not distracting to the athletes) and in an area of the competition hall that is accessible to the public.

The public **WILL NOT** be informed of the scores or placement until the Technical Advisors receive the results.

## **15.0 MUSIC FOR WBTF EVENTS**

### **OPENING AND CLOSING CEREMONIES**

The Host Country will select appropriate music.

### **SHORT PROGRAM EVENT** (Approved, August, 2004 – Effective January 1, 2006)

The music for the Short Program event is a standard piece of music created by Masanori Yasui, Japan. The Women's music title is "Into the Splendid World" - Time 1:21 min. The Men's music title is "Challenging into the Future" - Time 1:19 min. The music is available to member countries at [www.wbtf.org](http://www.wbtf.org) in the secured section of the website. The music will change from time to time as determined by the WBTF Technical Committee.

### **FREESTYLE, PAIR & TEAM COMPETITION**

The music for the Freestyle program will be selected and provided by the athlete.

Failure of the music after performance has started will constitute a restart.

## **ONLINE MUSIC SUBMISSION**

Music policy for all WBTF events:

Music at WBTF events will be played through a computer.

Music for all athletes, pairs and teams will be submitted electronically with each country's entry form via the WBTF online ShareFile System.

Each music file must be labelled, indicating the athlete, pair, team or GROUP's name, country, category, division and should include the time code. A specific guideline will sent for everyone to follow in naming music files. Following the entry deadline, the host country will download all the music files from the WBTF online ShareFile System to prepare for music tests and competition. If there is any change in a competitor's music prior to the competition, it may be re-submitted to the website no later than 10 days prior to the first day of the competition and notification must be sent to the host country. All music files must be submitted in MP3 or AAC format – these are both compressed formats.

All athletes should bring a 2nd copy of their music with them to the competition on a flash drive or CD, in case of any unforeseen circumstances that would call for the need to replace the original copy.

## **16.0 NOT APPEARING - ATHLETE, PAIR, TEAM**

Freestyle Event, Pair and Team Competition - when name is announced, if the athlete, pair or team do not report, then the athlete, pair or team will be considered late and thus disqualified.

In the event that an athlete, pair or team is a "no show", the next athlete, pair or team will be given sufficient time in which to report.

In the event that a semi-finalist/finalist for any reason cannot compete in the semi-finals/finals, i.e. - sudden injury, illness or other, the semi-finalist/finalist will have the notification "withdrawn due to medical/emergency reasons" of the official results of that round. The next highest placed contestant will be allowed to compete in the semi-finals/finals providing it is possible to notify this athlete in time.

## **17.0 OBSTRUCTION OR UNUSUAL CIRCUMSTANCE**

If an athlete is hindered in his/her performance by an obstruction or unusual circumstance, that athlete may have an opportunity to re-compete at the discretion of the Chief Judge, upon approval of the WBTF President and the Chairperson of the Technical Advisors Committee.

## **18.0 NUMBER OF ROUNDS/NUMBER OF ATHLETES TO ADVANCE TO NEXT ROUND**

### **18.1 FREESTYLE SOLO COMPETITION**

- **0 - 15 competitors:** there will be two rounds of competition (NO semi-final round); the top 6 athletes from the preliminary round will advance to the final round
- **16 to 30 competitors:** there will be three rounds of competition (a semi-final round will take place); the top 12 athletes from the preliminary round will advance to the semi-final round; the top 6 athletes from the semi-final round will advance to the final round
- **31 to 45 competitors:** there will be three rounds of competition (a semi-final round will take place); the top 20 athletes from the preliminary round will advance to the semi-final round; the top 10 athletes from the semi-final round will advance to the final round
- **46 to 60 competitors:** there will be three rounds of competition (a semi-final round will take place); the top 30 athletes from the preliminary round will advance to the semi-final round; the top 10 athletes from the semi-final round will advance to the final round
- **61 to 75 competitors:** there will be three rounds of competition (a semi-final round will take place); the top 35 athletes from the preliminary round will advance to the semi-final round; the top 10 athletes from the semi-final round will advance to the final round

### **18.2 TEAM AND PAIR COMPETITION**

(Approved Dec 94)

There will be no semi-final round for the pairs event, only a preliminary and final round. **The top 6 youth pairs;** top 6 junior pairs, top 6 senior pairs and top 6 teams will proceed to the final round.

Pairs and Teams must perform the same routine for the preliminaries and finals.

## 19.0 WARM-UP PERIOD

CLARIFICTION: January 2014

### PRACTICE AREA

***An area designated for practice.***

There should preferably be an area large enough to accommodate a reasonable amount of athletes in a safe environment.

If a practice area cannot be provided, the host country must organize a free one hour practice session before the competition for any athlete who is competing on that day and one hour following the competition for any athlete who is competing on the following day.

### WARM UP AREA

***An area designated for the preparation of athletes immediately before they compete.***

There must be a designated warm up area for the athletes which is large enough for 6 athletes, 6 pairs or 2 teams or 2 Groups to prepare for competition in a 5 minute time period.

### WARM UP PROCEDURE

#### General rules:

- Open floor in the morning is restricted to athletes which are competing that day.
- During the official warm up only the announced athletes can be on the floor.

### SHORT PROGRAM - WOMEN

There will be 2 Warm-up periods. Athletes will be divided in 2 major groups. Then, the 2 major groups will be divided into sub-groups.

The 1<sup>st</sup> major group will warm up before the competition / The 2<sup>nd</sup> will warm up in the middle of the competition

Major group: if the number of the junior and senior athletes is different, the largest group number will be used to divide into the 2 major groups.

Example 1: 54 senior 50 junior

The senior are the larger therefore so use to divide by 2:

The first of the major groups will be composed of 27 senior and 25 junior.

The second of the major groups will be composed of 27 senior and 25 junior.

Then sub divide both of the major groups into 2 sub-groups of 2 senior/2 junior.

**In case of an unequal number of athletes:**

Example 2: 55 senior 51 junior

The first of the major groups will compose of 28 senior and 26 junior.

The second of the major groups will compose of 27 senior and 25 junior.

Then sub divide both of the major groups into groups of 2 senior/2 junior.

The larger major group will be the first one to warm up.

The short program music will be played twice.

Note: the same will apply with the Youth



**WARM UP PROCEDURE (continued)**

WARM UP	SENIOR ATHLETES 1 <sup>ST</sup> SUB GROUP	4 MINUTES	MUSIC PLAYED TWICE
WARM UP	JUNIOR ATHLETES 1 <sup>ST</sup> SUB GROUP	4 MINUTES	“ “ “
WARM UP	YOUTH ATHLETES 1 <sup>ST</sup> SUB GROUP	4 MINUTES	
WARM UP	SENIOR ATHLETES 2 <sup>ND</sup> SUB GROUP	4 MINUTES	MUSIC PLAYED TWICE
WARM UP	JUNIOR ATHLETES 2 <sup>ND</sup> SUB GROUP	4 MINUTES	
WARM UP	YOUTH ATHLETES 2 <sup>ND</sup> SUB GROUP	4 MINUTES	“ “ “
		<b>24 MINUTES TOTAL</b>	

**FIRST GROUP COMPETITION**

WARM UP	SENIOR ATHLETES 1 <sup>ST</sup> SUB GROUP	4 MINUTES	MUSIC PLAYED TWICE
WARM UP	JUNIOR ATHLETES 1 <sup>ST</sup> SUB GROUP	4 MINUTES	
WARM UP	YOUTH ATHLETES 1 <sup>ST</sup> SUB GROUP	4 MINUTES	“ “
WARM UP	SENIOR ATHLETES 2 <sup>ND</sup> SUB GROUP	4 MINUTES	MUSIC PLAYED TWICE
WARM UP	JUNIOR ATHLETES 2 <sup>ND</sup> SUB GROUP	4 MINUTES	
WARM UP	YOUTH ATHLETES 2 <sup>ND</sup> SUB GROUP	4 MINUTES	“ “ “
		<b>24 MINUTES TOTAL</b>	“ “ “

**SECOND GROUP COMPETITION****SHORT PROGRAM – MEN**

If men are more than 20 (21) in one category the GROUP will be divided in 2 as for the women. If not they will warm up before the competition.

**FREESTYLE PRELIMINARIES AND SEMI FINALS WOMEN AND MEN**

The seeding process will be followed. The sub groups will warm up lowest to highest.

After short program, the placements will be divided into 3 equal Groups (e.g. 15=5+5+5) or when there is an unequal number in the sub Groups (e.g. 20=7+7+6) the top seed GROUP is the GROUP that will use the lesser number.

A random draw within each sub group will determine order of warm up and performance.

The lowest placed sub group will perform first.

WARM UP	SENIOR	FIRST SUB GROUP	5 MINUTES
WARM UP	JUNIOR	FIRST SUB GROUP	5 MINUTES
WARM UP	YOUTH	FIRST SUB GROUP	5 MINUTES

**COMPETITION**

WARM UP	SENIOR	SECOND SUB GROUP	5 MINUTES
WARM UP	JUNIOR	SECOND SUB GROUP	5 MINUTES
WARM UP	YOUTH	SECOND SUB GROUP	5 MINUTES

**COMPETITION**

WARM UP	SENIOR	THIRD SUB GROUP	5 MINUTES
WARM UP	JUNIOR	THIRD SUB GROUP	5 MINUTES
WARM UP	YOUTH	THIRD SUB GROUP	5 MINUTES

## COMPETITION

If men are more than 20 (21) in one category the group will be divided in 3 as for the women. If not they will warm up before the competition (5 minutes senior – 5 minutes junior). Men will compete following the seeding.

## WARM UP PROCEDURE

### PAIRS

All Pair Warm-ups will be held before the competition.

The Pairs will be divided by order of appearance. Up to 16 Pairs, the pairs will be divided into 2 groups. If there are more than 16 or more the pairs will be divided into 3 groups.

Each group of pairs will warm up for 5 minutes.

### TEAMS

All Team Warm-ups will be held before the competition. Each team will be given four minutes to warm up in the middle of the competition floor. No other teams will be allowed on the floor or outside of the boundaries. The rotation will follow the order of appearance.

Open floor in the evening is open only for people who are competing next day following the order of competition. The time will be equally divided by the competition director.

### EFFECTIVE 2012

### WARM UPS FOR FINALS:

Effective 2015 Winter Meeting

There will be warm up periods for the final events prior to the start of each category of Freestyle, Pair and Team.

The first “official” set of Freestyle warmups will be done before the competition day begins.

WARM UP	6 OR 10 YOUTH MEN/ 6 OR 10 JUNIOR MEN
	6 OR 10 SENIOR MEN
COMPETITION	5 MINUTES EACH (10 minutes total before category begins)
WARM UP	6 OR 10 YOUTH WOMEN/ 6 OR 10 JUNIOR WOMEN
	10 SENIOR WOMEN
COMPETITION	5 MINUTES EACH (10 minutes total before category begins)
WARM UP	6 YOUTH /JUNIOR/ SENIOR PAIR
COMPETITION	5 MINUTES EACH (10 minutes total before category begins)
WARM UP	6 TEAMS
COMPETITION	4 MINUTES EACH (24 minutes total before category begins)

## **20.0 ORDER OF COMPETITION FOR THE FINALS (Approved Feb. 17)**

### **1) Freestyle Solo:**

Freestyle Finals are to be run in following order:

Youth & Junior Men and Senior Men (alternating)

Youth & Junior Women and Senior Women (alternating)

### **2) Freestyle Pair:**

Youth & Junior / Senior (alternating)

### **3) Freestyle Team**

## **21.0 TIES**

### **TIE BREAKING PROCESS (As per Tabulation Process 2006)**

#### Freestyle:

**Preliminary or Semi-Final Round to Final Round:** Ties will remain unbroken for all places except when advancement to the final round is in question. In this case 6<sup>th</sup> place will be broken by using the Net Freestyle 75% score ONLY from the round before finals.”

**Final Round:** To break a tie in the Finals, the Finals Freestyle Net 75% Percentage Score ONLY, will be the determining factor. The highest score being the top place. If there is tie with the Final FS 75% score, use the 1<sup>st</sup> round Net Freestyle Percentage Score to break the Tie.

### **TIE BREAKING PROCESS (continued)**

#### Pairs & Teams:

All ties will remain unbroken except for the first place

To break a tie for the first place for Pairs and Teams: Use the average score of the preliminary round and final round.

## **22.0 DROP PENALTIES *Effective 2012***

Drops are recorded by the Timing/Penalty Judge on the Official Timing/Penalty Sheet

### **22.1 DROP PENALTIES – FREESTYLE**

A 1% penalty which equals 0.75 point penalty per drop is deducted from the FREESTYLE PERCENTAGE SCORE.

### **22.2 DROP PENALTIES – PAIRS & TEAM**

A 1% penalty which equals 1.0 point penalty per drop will be deducted from the JUDGES AVERAGE SCORE for Pairs and Teams. 2 Judges are used to record drops in teams. If the number of drops count differs between the judges, then the average number of drops between the 2 judges will be used.

## 23.0 ALL OTHER PENALTIES

### SHORT PROGRAM

- Short Program: If the required element does not begin on Count # 1 of the required musical phrase, the .1 penalty per infraction will be taken [from the Net Percentage Score](#).

### SHORT PROGRAM / FREESTYLE / PAIRS/ TEAM:

Technical penalties for Illegal Equipment/Illegal Substance/Uniform Penalty are:		
<b>I Violation of equipment (baton)</b>		
Short Program	1.0 point	deducted from the Average Short Program Percentage Score
Freestyle	2.0 points	deducted from the Average Freestyle Percentage Score
Pair and Team	10.0 points	deducted from the Judges Average Score
<b>II Violation of costume rules</b>		
Short Program	1.0 point	deducted from the Average Short Program Percentage Score
Freestyle	2.0 points	deducted from the Average Freestyle Percentage Score
Pair and Team	10.0 points	deducted from the Judges Average Score
<b>III Illegal substance/items on the floor</b>		
Short Program	20.0 points	deducted from the Average Short Program Percentage Score
Freestyle	20.0 points	deducted from the Average Freestyle Percentage Score
Pair and Team	20.0 points	deducted from the Judges Average Score
<b>Athlete(s) (Freestyle, Pair or Team) leaving the floor, before the minimum time has been reached (for reasons other than first illness, first aid, music and *costume problems)</b>		
Leaving Floor Penalty =      4 pts for Freestyle (deducted from the Average Freestyle Percentage Score) 5 pts for Pairs and Teams (deducted from the Judges Average Score) ____:____ Time occurring during the performance <i>(*costume problems - costume becomes hazardous, indecent or embarrassing, the chief judge may stop the competition and order a restart with judging to begin at the point of interruption.</i>		

**Note: Penalties (of any kind) are NOT reflected in the score that is displayed by the judge immediately after the performance.**

## **24.0 FACILITY – COMPETITION VENUE**

The World Baton Twirling Championships will be held indoors in a gymnasium or auditorium. In selecting the competition site and facility, special consideration must be given to the need to provide certain services and conditions. These services and conditions should be in accordance with the following standards and requirements:

Competition facility must be consistent with the standards and requirements established by the WBTF.

### **Ceiling Height**

The ceiling height is to be a minimum of 13 meters for the entire competition area.

### **Designated Areas**

Athletes to View Freestyle Scores - Presentation Stage to receive Scores

#### **Awards Area**

A special area will be decorated for this purpose and will contain a display of the awards, risers and method for displaying flags of winning countries' athletes.

#### **Judges Room**

For judges to be able to relax and have meals and snacks served to them.

#### **Photography Area**

There will be a designated "Photography Area" for people other than Press and Official Photographers who wish to take pictures during awards.

#### **Press Room**

For sports reporters and media relations people to work.

### **Dressing Rooms**

There must be a sufficient number of rooms for the athletes to change costumes and to provide isolation and privacy for the contestants and coaches.

The dressing rooms should be convenient in that the users would have swift and easy accessibility to the performing area.

## Facility – Competition Venue (continued)

### Floor Size

Approved Winter Meeting 2017

For Championship Events – Freestyle, Pair, Team (and GROUP – EC)

Floor boundaries (15 m x 28 m minimum; 49.21 ft x 91.68 ft minimum).  
(full basketball floor depending on location of competition)

Area	NBA		FIBA	
	Imperial	Metric	Imperial	Metric
Court length	94 ft	28.65 m	91.86 ft	28 m
Court width	50 ft	15.24 m	49.21 ft	15 m

It is recommended to provide floor markings. Suggest carpeting around the perimeter of the competition floor.

If the floor is not marked, it should be marked front/back and left/right centers on the carpet using vertical and horizontal lines – in case a basketball court is not used.

The boundaries will not be strictly interpreted as boundaries per se, but as the size of the floor that is available to the athletes. Should an athlete step on or across the lines, the judges will each determine, individually, whether or not this is cause for lowering the score, based on the athlete's floor pattern and use of the space.

The composition of the floor shall be of wood, concrete or any other substance that is smooth, level and free from any obstruction or hazard that may in any way hinder the contestants' performances. It is important that the floor not be too slippery and/or sticky.

## 25.0 LIGHTING

The lighting should be adequate, however, not too intense or directed so as not to create a glare or otherwise hinder the vision of the athletes.

The athletes should have an opportunity to rehearse under the same lighting condition as the competition.

## **26.0 SEATING ARRANGEMENTS – JUDGES**

### **Short Program Competition:**

The judges are to be seated at floor level. If there are two rows, the second row of judges must be seated so they are alternated between the first row.

The judges seating area shall be in the exact centre of the performing area directly outside of the front boundary line. The judges' tables shall not be too spread out so as to cause the judges seated on each end to view the athlete from an inconvenient angle. The judges' area must be isolated from contact with any unauthorized person or GROUP and must be free from any visual obstructions.

### **Freestyle, Pair and Team Competition**

Judges must be seated at tables in 2 or 4 rows; all rows elevated during the judging of WBTF freestyle, pair and team competition, in the exact center front of the competition floor.

This section may be in the "stands" but must be clearly designated as the "Judges Area" and must be positioned away from any spectator traffic so that no person or object may pass between the judges' line of vision and the competition floor. The "Judges Area" must also be isolated from any contact with any unauthorized person or GROUP. A small table or desk should be provided as a work surface for each judge.

Two panels of judges will be utilized.

After the drawing of judge's seating, the judges maintain that position throughout the competition for those divisions.

## **27.0 SEATING ARRANGEMENTS SPECTATORS**

There should be adequate seating capacity within the venue for viewing the competition.

## **28.0 SEATING ARRANGEMENTS WBTF OFFICIALS & DIGNITARIES**

A specially designated area of the stands shall be provided for these officials to view the competition. The Technical Committee Chair, Judges Chair, or official representative (appointed by the Technical chair) **must** be available at all times during the competition. They shall be seated in a designated area, with access to all aspects of the competition.

## **29.0 WBTF BADGES & CERTIFICATES**

All World athletes shall receive a World Championships participation Certificate and Badge.

### **WBTF PARTICIPANT BADGE:**

The WBTF is responsible for providing each athlete and their coach with an athlete's participant badge. Badge to indicate: World Championships; city and country where championships held; year World Championships held.

### **WBTF CERTIFICATE OF PARTICIPATION:**

All athletes will receive an official WBTF Certificate of participation. The WBTF will be responsible for supplying the template to the host country to print the WBTF certificates. Host country will be responsible for completing certificates. The certificate should display athletes' name and country, age division, category, and placement. Example:

- Placement - 22nd OR
- if there is a semi-final/final round the certificate should indicate the semi-final placement as well as the final placement.
- The athletes who place 7<sup>th</sup> through 12<sup>th</sup> or 7<sup>th</sup> through 20<sup>th</sup> or 7<sup>th</sup> through 30<sup>th</sup> (depending on the number in the semi-final round) will be presented with their certificate during the Awards Presentation, as well as the 1<sup>st</sup> through 6<sup>th</sup> or 1st through 10<sup>th</sup> Finalists.

Certificate to be signed by the President of the WBTF or his/her designate.  
All Participant Badges & all other Participation Certificates will be inserted in the "country" package that includes all tabulated results, etc., which is given to each country at the conclusion of World Championships.



## 30.0 AWARDS FOR WORLD CHAMPIONSHIPS

WBTF Badges, Certificates, Medallions, Plaques

(WBTF awards will not to exceed price set by the WBTF Board of Directors).

### EVENT:

#### FREESTYLE PROGRAM

Youth, Junior and Senior Men; Youth, Junior and Senior Women

1st - WBTF gold medallion; 2nd - WBTF silver medallion

3<sup>rd</sup> - WBTF bronze medallion; 4th, 5th & 6th - WBTF Plaque

#### PAIRS

Youth, Junior and Senior

1st - 2 WBTF gold medallions; 2nd - 2 WBTF silver medallions

3rd - 2 WBTF bronze medallions

4th, 5th & 6th - WBTF Plaque

#### TEAMS

1st - 10 WBTF gold medallions; 2nd - 10 WBTF silver medallions

3rd - 10 WBTF bronze medallions

4th, 5th & 6th - WBTF Plaque

## WORLD CUP

The country whose athletes, pairs and team earn the highest number of accumulated place points will receive the " **WBTF WORLD CUP** .

Second through sixth (2nd through 6<sup>th</sup>) place countries will also receive an appropriate WBTF award.

If there is a tie for 1st place World Cup, both countries will share the WBTF WORLD CUP. Each country will have the World Cup for six (6) months. WBTF will be pay for the shipping costs to transport the World Cup to the other country. The country that has the World Cup for the final six (6) months will be responsible for returning the World Cup to the WBTF and both countries will receive a replacement plaque as an award.

#### WORLD CUP RECIPIENT 5 CONSECUTIVE YEARS

A special framed certificate will be presented to a country who wins the WBTF World Cup 5 consecutive years.

---

## **AWARDS (continued)**

### **RIBBON FOR MEDALLIONS:**

The WBTF will provide appropriate medallion neck ribbons of a design unique to the World Baton Twirling Federation.

### **ENGRAVING:**

**MEDALLIONS** - The WBTF will be responsible for engraving the back of the medallions. On the back will appear the event, e.g. Sr. Women; current year and the name of the city/country where championships are being held.

**PLAQUES** - The WBTF will be responsible for the 4th, 5th & 6th place plaques. The plaques to display the WBTF logo, plus event, e.g. Sr. Women's Division; current year and the name of the city/country where championships are being held.

**WORLD CUP TROPHIES** - The WBTF will be responsible for the 1<sup>st</sup> through 6<sup>th</sup> World Cup trophies. The trophies are to display the WBTF logo, event, location of championship (city and country), current year and placement.

### **EXTRA AWARDS:**

Extra awards may be presented by the Host Country for all WBTF events.

Regarding the Decorated Awards Area: If the host country is displaying their country's logo/name, etc., then the WBTF's name and logo must appear as well.

## **WBTF CERTIFICATES: ATHLETE RECOGNITION CERTIFICATE**

Approved August 2009

1. A WBTF "Athlete Recognition Certificate" will be presented to athletes who have competed at the World Baton Twirling Championships for 5 or more years. The five (5) years do not have to be consecutive.
2. A framed WBTF "Athlete Recognition Certificate" will be presented to athletes who have competed at the World Baton Twirling Championships for 5 or more years (the five (5) years do not have to be consecutive) and have won 3 or more gold medals. The gold medals could be won in any WBTF events, e.g. Junior Women Senior Pairs, Team.

## **WBTF CERTIFICATES: COACH RECOGNITION CERTIFICATE**

1. A WBTF "Coach Recognition Certificate" will be presented to all official delegate coaches who are listed in the official registration of the country.

The WBTF Athlete and Coach Recognition Certificate are presented by the WBTF President and designated officials.

## 31.0 CEREMONIES & AWARDS FOR WBTF CHAMPIONSHIPS

### ATHLETES' PROTOCOL FOR DRESS:

Opening Ceremony - Country Track Suits or Warm Up  
 Awards Ceremony – Costumes  
 Closing Ceremony – Country Track Suits or Warm Up


**STAGING OF WBTF OPENING CEREMONIES** (Start time of 18:30 <6:30 pm> the evening prior to the start of competition.)

### OPENING CEREMONIES:

#### PARADE OF NATIONS:

- 1) Countries will enter the floor in alphabetical order following the English language. The host country will enter last and take the centre floor position.
- 2) The WBTF President and Executive Board Members
- 3) WBTF Member Country's Presidents or Representative
- 4) WBTF Executive Technical Committee Members
- 5) WBTF Member Country Technical Advisors
- 6) WBTF Member Country Judges' Representatives and the Official Judges of the Championships

Following introduction, all VIP's and Officials will be seated in front of the floor.

Countries will enter the floor in alphabetical order. The host country will enter last and take the centre floor position. The staging may be done in either 1) block formation by rows 2)  formation by rows 3) Arc formation by rows

The staging will be determined by the number of countries and size of each country's contingency.

The Flag Bearer and Country Sign of each country will be at the front.  
 It is protocol to acknowledge the flag bearer/carriers name.

All National Flags must be of the same size and carried on the same size flagpole.  
 All National Flags have the same seniority.

The protocol of the Opening Ceremony procession is as follows:

The board bearer/carrier bearing the countries name followed by the National Flag, carried by a member of the delegation and then the delegation, this should be in alphabetical order following the English language.

The protocol of the Opening Ceremony procession is as follows:

While the National Anthem of each country is being played the National Flag of this country should be lifted and then dipped straight ahead. Once the anthem has finished the flag should be lowered and the flag bearer/carrier will take the flag to the holding unit that will be in use for the duration of the competition and place the flag in the required spot.

The Flag bearer/carrier should then return to stand with his/her country's team.

The host countries flag should be placed in the center of any display unit during the competition with all the other National Flags being placed in alphabetical order on the left of the host countries flag and the next flag placed on the right of the host country and alternating until all flags are in place.

No flag should be placed on the floor but the pole may rest on the floor.

The host country will provide a shortened version of every country's National anthem to be played at Opening Ceremonies.

- 7) Entry of the WBT flag. The WBTF Flag is carried in and passes in review before being hoisted to a place of prominence in the arena. The flag bearers will be appointed by the host country.

### **Welcome Speeches and Introductions:**

- 1) Host country's World Representative and/or Country's President Introduction of World Championships Competition Director & Announcer(s)
- 2) Any visiting dignitary (i.e. City official, Sponsor, etc.)
- 3) Designated Athlete will read the "Athlete's Creed".
- 4) Designated Judges will read the "Judges' Oath".
- 5) Return and Presentation of World Cup: The World Cup is carried in by the reigning World Cup Champions and should be placed at the front of the centre of the floor. The World Cup will be received by the President of the World Baton Twirling Federation.
- 6) WBTF President Speech (President will declare the opening of the competition.)

Entertainment may be provided but is not necessary. The opening ceremonies should be conducted in an efficient and limited amount of time.

## **STAGING OF WBTF MEDAL CEREMONIES**

### **MEDAL CEREMONIES**

The Awards Podium Steps are to be in the center of the competition floor, approximately 10-12 steps in front of the central point. (The steps are not to be positioned at the very edge of the floor OR in front of the floor.)

All VIP's and Officials who are presenting awards should be seated in front of the floor. Prior to the beginning of the Awards Presentation, the list of Presenter's should be introduced.

## **PROTOCOL FOR AWARD PRESENTATIONS:**

Approved 2016

Introduction and seating of all VIP's and Officials

### **Awards to be presented in the following order before the closing ceremonies:**

1. Awards for Youth and Junior Women and Youth and Junior Men
2. Awards for Senior Women and Senior Men
3. Awards for Youth and Junior Pairs and Senior Pairs
4. Awards for the Team Event
5. The World Cup will be presented during Closing Ceremonies.

## **FREESTYLE AND PAIRS AWARDS PRESENTERS**

Awards are announced in the following order:

All semi-finalists will be presented with their certificates immediately prior to the top six finalists being announced.

As their names are announced, winners will take their places on specially marked risers to receive their awards.

Following all six winners being announced, the host country will hoist the country flag of the top three athletes (or display the flags electronically). The anthem will be played for the 1<sup>st</sup> place winner.

Gold, silver and bronze WBTF medallions, plus certificates will be presented by a WBTF Board members

4<sup>th</sup>, 5<sup>th</sup> & 6<sup>th</sup> place awards will be presented by a WBTF Board member or by an official delegate appointed by the President & host country

7<sup>th</sup>, 8<sup>th</sup>, 9<sup>th</sup>, 10<sup>th</sup> Certificates (if there are 31 or more athletes) will be presented by a WBTF Board member or by an official delegate appointed by the President & host country

In total, either six (6) or ten (10) Board members will present the awards stated above.

## **TEAM AWARDS**

Gold WBTF medallions & Certificates will be presented by 3 WBTF Board members

Silver WBTF medallions & Certificates will be presented by 3 WBTF Board members

Bronze WBTF medallions & Certificates will be presented by 3 WBTF Board members

In total, eleven (11) Board members or designated officials per team will present the awards

WBTF President will provide list of awards presenters, based upon attending country's official representatives/presidents and special dignitaries in attendance. Introduction of Award's presenters should be done prior to the beginning of the presentation of the awards, and the presenter's names should not be announced again during the presentations.

## **AWARDS ARE TO BE PRESENTED IN ASSEMBLY FASHION**

### **1. CERTIFICATE PRESENTATION TO SEMI-FINALISTS:**

If there are 31 or more athletes in a freestyle event: The 20 athletes reaching the semi-finals will receive semi-finalist certificates. The 11<sup>th</sup> through 20<sup>th</sup> place semi-finalists will receive a WBTF certificate before the final top 10 athletes' awards are announced.

If there are 16 to 30 athletes in a freestyle event: The 12 athletes reaching the semi-finals will receive semi-finalist certificates before the final top 6 athletes' awards are announced.

Where there are 15 athletes or less, only the 6 final athletes receive certificates.

- 1) Semi-Final Certificates will be presented by designated officials lined up on the edge of floor.
- 2) Athletes Names are to be read in reverse order of placement.
- 3) Presenters then step forward and present the certificates to the semi-finalists or finalists at the same time and then exit the floor.

### **2. MEDAL PRESENTATION:**

- 1) Gold, Silver, Bronze Medals and 4<sup>th</sup>, 5<sup>th</sup>, 6<sup>th</sup> place awards (and 7<sup>th</sup> through 10<sup>th</sup> certificates if there are 31 or more athletes) will be presented by designated officials lined up on the edge of floor in front of awards podium.
- 2) Medal Presentation Bearers carrying the medals & all other gifts/awards on pillows or trays should stand directly beside the designated Presenter to their right side.
- 3) Athletes Names are to be read in order of placement from 6<sup>th</sup> place to 1<sup>st</sup> place
- 4) Presenters then step forward and present the medals & any other gift/awards to all of the winners at the same time and then exit the floor.

The WBTF will provide the host country with a shortened version of every country's National anthem to be played at Opening Ceremonies and for all Medal Ceremonies.

A Flag Raising Apparatus is to be displayed in clear view of all, to raise the flags of the Gold, Silver, and Bronze Medallists. (or display the flags electronically)

### 3. WORLD CUP PRESENTATION:

The country whose athletes, pairs and team earn the highest number of accumulated place points will receive the **WBTF WORLD CUP**. The 2nd-6th place countries will also receive an appropriate WBTF award (plaque or trophy)

The top 6 countries will be announced, 6<sup>th</sup> through 1<sup>st</sup> place. Following the announcement, the Host Country will hoist the country flag (or display the flags electronically) of the top three countries. The anthem will be played for the 1<sup>st</sup> place winner.

If there is a tie for 1st place - World Cup, country will receive a plaque. The World Cup will remain with one country for 6 months, then will be presented to the other country to be returned at the next world baton twirling championships.

The World Cup should be displayed in prominent view at the Awards Ceremony. The WBTF President will present the World Cup to the winning country.

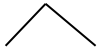
## STAGING OF WBTF CLOSING CEREMONIES

### CLOSING CEREMONIES

#### PARADE OF NATIONS:

- 1) Countries will enter the floor in alphabetical order.  
The host country will enter last and take the center floor position.
- 2) The WBTF President and Executive Board Members
- 3) WBTF Member Country's Presidents or Representative
- 4) WBTF Executive Technical Committee Members
- 5) WBTF Member Country Technical Advisors
- 6) WBTF Member Country Judges' Representatives and the Official Judges of the Championships

Following introduction, all VIP's and Officials will be seated in front of the floor.

The staging may be done in either 1) block formation by rows 2)  formation by rows 3) Arc formation by rows

The staging will be determined by the number of countries and size of each country's contingency.

The Flag Bearer and Country Sign of each country will be at the front.

At the closing ceremony the flags should be placed back in the holding unit when the announcer calls for the flags to be retired to the display unit and only removed once the audience has left the arena. This again, would be as a mark of respect for the National Flags.

**CLOSING SPEECHES & PRESENTATIONS:**

- 1) Coaches' Certificates of Appreciation Presentation
- 2) Judges' Certificates of Appreciation Presentation
- 3) Special Athlete's Certificates Presentation
- 4) Awards Presentations
- 5) Speeches by dignitaries
- 6) Host country's World Representative and/or Country's President
- 7) Introduction of World Championships Competition Staff
- 8) Any visiting dignitary (i.e. City official, Sponsor, etc.)
- 9) Tossing of the "Friendship" Baton. Host country designates athlete from their country to toss the Friendship baton to the designated athlete from the next host country.
- 10) Lowering of WBTF Flag
- 11) Presentation of WBTF Flag by Host Country to WBTF President who in turn awards the WBTF to the next hosting country of the World Championships.
- 10) WBTF President Speech (President will declare the closing of the competition.)

Entertainment may be provided, but is not necessary. The closing ceremonies should be conducted in an efficient and limited amount of time.

Immediately following the closing ceremonies, a representative from each country will report to the tabulation area to pick up the results for their country's athletes. Judges and other official competition personnel may also pick up their results at this time and the results will be posted on line for all.

The current Host Country must make arrangements with the new host country as to how the WBTF flags (banners) are to be given to the new host country. New host country to take immediately following the closing ceremonies, or current host country to ship the WBTF flags (banners), at the expense of the new host country.

Should the WBTF flag (World Baton Twirling Championships and International Cup) be lost, it will be the responsibility of the previous Host Country to purchase a new WBTF flag at their expense.



## 32.0 PROTESTS/APPEALS

**POLICY/PROTOCOL FOR CORRECTING MISTAKES MADE IN ANNOUNCING AND AWARDING OF WRONG ATHLETE:** (How to correct and award the correct athlete, how to stage re-presentation, how to correct award picture.)

(This policy is effect for the World Championships, International Cup, along with all Continental Level Cups and Championships.)

1. Judges decisions are considered final and their scores cannot be appealed.

**The exception is penalties.**

Penalties incorrectly assessed for drops and/or content restrictions may be challenged ONLY if the appeal is submitted to the technical director within the 30 minutes following the announcement that the results have been posted and before the next round of competition is to take place or before the final placements are announced at awards ceremonies.

Appeal of an incorrectly assessed drop penalty or content restriction involves the technical director and judge's chair ability to review an officially sanctioned video which clearly displays the error.

It should be noted that two judges are to be used to assess drop penalties for Team and GROUP. If the number of drops assessed differs between the two judges the average number is taken and will be rounded up to the next whole number.

For example: Penalty Judge # 1 assesses 4 drops  
Penalty Judge # 2 assesses 3 drops  
The average of 3.5 is rounded up to 4 drops

In an effort to help correct penalties incorrectly assessed in error in a timely manner, the penalty judges will display the penalties immediately following the performance. Drop penalties will be displayed in Red and Content Restrictions will be displayed in Green.

It should also be noted that incorrectly assessed penalties "missed" may be appealed just penalties taken in error.

All tabulated results are considered final 48 hours after the close of the competition.

Errors in tabulation or score calculation identified within the immediate timeframe of the competition are to be reported to the competition organizers, who will investigate and correct immediately as necessary.

In this case, to officially correct an error, the following procedure should be implemented:

- Have all competitors in the category/age division who placed report to the competition director with their medallions
- Explain the error to the competitors, award ceremony coordinator, and announcer
- Schedule, as quickly as possible, a public corrected awards presentation of the division
- An official picture of the corrected final placement is taken for historical documentation.
- In the event all competitors cannot be contacted and/or present for a publicly corrected awards presentation for the division, the process stated below will take place:
  - The corrected placements will be announced.
  - The official photographer will need to “photoshop” the official picture with the athletes standing in their proper final placement.

#### **APPEALS COMMITTEE REGARDING TABULATION:**

1. The Appeals Committee shall be chaired by the President of the Federation.
2. The President shall appoint two (2) members of the elected Executive of the Federation, one of which may be the Vice President.

Summer Meeting - August 2016

### **33. RULES OF ENGAGEMENT REGARDING A REVIEW OF PENALTIES**

- 1) IF the Penalty Judge is certain about the penalties, he/she will flash the penalty amount after the routine is done.
- 2) IF the Penalty Judge is initially uncertain but becomes certain after reviewing the video on their iPad, he/she will flash the penalty amount after the routine is done (basically, the same as 1 but with a brief delay, which is essentially the same time the other judges need to determine their score.
- 3) IF the Penalty Judge is initially uncertain and cannot reach a decision in the time available before the next set, he/she will flash a RED card instead of a penalty amount. This tells the athlete & coach & audience that a decision is pending and will require a review once the division has finished.

With the above... the 30-minute window begins. Coaches know the penalty amounts, or know that a review is pending.

If a review was required (for Item 3 or because a coach filed an appeal):  
Following completion of the review the Technical Chair will inform the coach of the result, either in person if the coach is available or by email.

Once all reviews are complete and all coaches are notified, and after the 30-minute window closes, the results will be posted.

By the time the results are posted, no more reviews can be received.

### **PROCESS FOR FILING AN APPEAL**

#### **EFFECTIVE WINTER MEETING 2020**

In order to appeal a penalty, a representative from the country must do so by completing the appeal form (available from the floor monitor) with 30 minutes of the results being sent out. The completed forms must be given to the WBTF Technical Director or WBTF Judges Chair who will review a recording of the performance or appoint an appropriately qualified substitute. A fee of \$100.00 USD in cash (or equivalent value) must be submitted with the form which will be reimbursed should the appeal result in a reversal of the penalty and change in the score. Otherwise, the fee is retained by WBTF.



## WORLD BATON TWIRLING FEDERATION REQUEST FOR REVIEW

**Form may be submitted via email at [appeals@wbtf.org](mailto:appeals@wbtf.org) within the time frame of the rules**

WBTF CONTENT RESTRICTION AND/OR DROP PENALTY CHALLENGE	
DATE:	TIME:
ATHLETE/PAIR/TEAM NAME:	CATEGORY:
	AGE DIVISION:
	SET NUMBER:
COUNTRY:	LANE NUMBER:
PRIMARY COACH NAME:	
REASON FOR APPEAL:	
SIGNATURE OF TECHNICAL ADVISOR OR COUNTRY REPRESENTATIVE:	
FOR OFFICIAL USE ONLY RESOLUTION:	
PAYMENT RECEIVED:	
PAYMENT RETAINED:	
PAYMENT RETURNED:	
WBTF OFFICIAL SIGNATURE: DATE:	

### **34.0 DISCIPLINE COMMITTEE**

The Discipline Committee shall be chaired by the Vice President, Executive Committee of the World Baton Twirling Federation, and other appointed WBTF Disciplinary Commission Members, as needed.

### **35.0 LIABILITY INSURANCE**

Host Country is responsible for the following insurance coverage for all activities prior to and during the World Baton Twirling Championships and International Cup:

- ☐ Accident Insurance (per person) - Death, Invalid
- ☐ General Liability Insurance

Effective January 2015

### **36.0 STAY TO PLAY POLICY**

For all WBTF events, all countries official delegation members (athletes, coaches and judges) are required to stay in the designated lodging options provided by the host country when the host country stipulates it is a condition of event sponsorship.

#### **Penalty**

Participants who do not comply with the policy shall be denied badge holder rights.

The WBTF has the right to deny entry.

However, should there be circumstances where a participant is unable to stay in a host hotel, having made every effort to comply, then it shall apply to the WBTF for an exemption from this penalty which exemption shall not be unreasonably denied.

#### **Reasons for Exemption**

Will be addressed and considered by the Host Country and the WBTF Executive Board.

**APPENDIX 1 – BATON AND COSTUME INSPECTION FORM**

<b>WORLD BATON TWIRLING FEDERATION</b> <b>BATON AND COSTUME INSPECTION FORM</b> <b>FOR SHORT PROGRAM, FREESTYLE, TEAM &amp; PAIRS</b>		
ATHLETE'S NAME/S:		CATEGORY:
COUNTRY/REGION:		
<b>BATON</b>	YES - BATON SHAFT must be made of steel & the TIP/BALL must be white YES - The use of grip tape is optional YES - Grip tape can cover up to 1/2 of the shaft, divided equally from the center when measuring the shaft, not including the ball or tip YES - Grip tape can be applied in solid, striped, or spiral fashion YES - Tape can be of any color(s) YES - Pair/Team members must use same color of grip tape on baton(s) for uniformity	
<b>OTHER (applies to all events)</b>	YES - Athletic bandages for injury MAY BE WORN YES - Eyeglasses MAY BE WORN NO - No Sunglasses NO - No powder, rosin, wate, or any other substances are allowed on competition floor or practice areas. NO - No towel, sweatbands or other items are allowed on competition floor NO - No jewelry or body piercing allowed NO - Tattoos should be covered, but it is not mandatory.	
<b>SHORT PROGRAM</b>		
<b>HAIR</b>	YES - Hair must be secured by any method which is not ornamentation, trim or costume jewelry	
<b>COSTUME (WOMEN)</b>	YES - Sleeveless leotard must be in colors of National Flag or Federation, or in recognized colours of their National Sports Federation, or in any colour providing their National Federation sports badge or emblem of the Nation is attached to the uniform NO - Absolutely nothing may be hung or attached to the leotard	
<b>COSTUME (MEN)</b>	YES - Top with no sleeves OR short sleeves, scooped or "V" neckline YES - Pants must be long YES - One piece suit (as above) must be colors of National Flag or Federation, or in recognized colours of their National Sports Federation, or in any colour providing their National Federation sports badge or emblem of the Nation is attached to the uniform YES - Belts may be worn, but must comply with other costume restrictions NO - Absolutely nothing may be hung or attached to the uniform	
<b>FOOTWEAR &amp; LEGWEAR</b>	YES - Sports shoes must be worn bearing in mind this is a sporting event YES - Color of shoes may be: (WOMEN - Beige, White, Black) (MEN - Beige, White, Black or the color of the pants) YES - Ankle socks, if worn (must be above the ankle and below calf muscle), color of socks must be the same color as pants (men) YES - Tights of flesh color only may be worn NO - Long socks	
<b>FREESTYLE - PAIRS - TEAMS</b>		
<b>HAIR &amp; ACCESSORIES</b>	YES - Must be secured by any method bearing in mind this is a sport. Hair decorations must be secured to the hair YES - Any hair accessory or attached costume accessory may be used, but NO - Must not cover any part of the face below the eyebrows and must be reasonable, bearing in mind this is a sport	
<b>MAKE UP</b>	YES - Moderate stage make up, to enhance natural facial features YES - Make up should be used bearing in mind this is a sporting event NO - No body make up, paint or glitter is allowed NO - Nothing stuck to the face or the body NO - Nothing drawn/stenciled on the face or body	
<b>COSTUME</b>	YES - All athletes, pairs & teams may wear a costume of their own choice, bearing in mind this is a sport YES - Athletes must perform in the same costume worn during music test and use the same baton YES - Pairs & Teams may have any costume combination possible, bearing in mind this is a sport NO - No costume may cover the palms of the hands	
<b>FOOTWEAR &amp; LEGWEAR</b>	YES - Sport shoes must be worn, bearing in mind this is a sporting event YES - Shoe soles must meet facility regulations YES - Socks or tights of choice may be worn, bearing in mind this is a sporting event NO - Painted shoes must not leave marks/color on the floor or the athletes' country will be financially responsible to repair the damage YES - Floor monitor has the right to ask the athlete(s) to change shoes if a potential problem is identified	
Athletes who intentionally disregard the clothing or equipment infractions pointed out by the Floor Monitor will automatically be assessed the penalty for violation		
FLOOR MONITOR _____	ATHLETE'S REPRESENTATIVE _____	
1st CHECK _____	1st CHECK _____	
PRELIMINARIES _____	PRELIMINARIES _____	
SEMI-FINALS _____	SEMI-FINALS _____	
FINALS _____	FINALS _____	
COMMENTS:	_____ <b>FLOOR MONITOR'S SIGNATURE</b>	

**APPENDIX 2 – JUDGE SCORE SHEETS & PROFICIENCY SCALES**

Note: For both Youth and Junior division

<b>JUDGE'S OFFICIAL SCORING FOR JUNIOR SHORT PROGRAM REQUIRED ELEMENTS</b>		
<b>Athlete #</b>  <b>Name:</b>  <b>Country:</b>  <b>Division:</b>	<b>Judge:</b>	
<b>Required Elements Score</b>		
1. <b>Traveling Complex - Vertical Toss, Grand Jete'</b>		
2. <b>Vertical Toss, 1 1/2 Spin to L, LH Blind Catch</b>		
3. <b>4 Continuous Elbow Rolls with R Arm Layout</b>		
4. <b>2 Continuous Flat Back Neck Rolls</b>		
5. <b>Horizontal LH Toss, 1 1/2 Spin R, RH Flat Back Catch</b>		
6a. <b>Vertical Contact Material</b>		<i>6a and 6b are averaged in tabulation</i>
6b. <b>Horizontal Contact Material</b>		
7. <b>Vertical RH Toss, Reverse Illusion</b>		
8. <b>Vertical RH Toss, 2 Spin to L, Catch LH</b>		
<b>Required Elements Judge's Signature</b> _____		
<div style="border: 1px solid black; padding: 5px;"> <b>Failure to initiate Required Element on Count 1 of the music:</b>            0.1 point per infraction deducted from the Short Program Net Percentage Score  <div style="display: flex; justify-content: space-between; margin-top: 5px;"> <div style="text-align: center;">             0.1 pts per infraction              1 2 3 4 5 6a 6b 7 8           </div> <div style="text-align: center;">             Circle Number of Infractions:              # of infractions X 0.1 = _____           </div> </div> </div>		
<b>Penalty Judge's Signature</b> _____		



**JUDGE'S OFFICIAL SCORING  
FOR  
SENIOR SHORT PROGRAM REQUIRED ELEMENTS  
AND ACCESSORY MATERIAL**

Athlete #

Judge:

Name:

Country:

Division: ☒ Sr. Men**Required Elements Score**

- |     |  |                                     |
|-----|--|-------------------------------------|
| 1.  | Traveling Complex - Vertical Toss, Grand Jete'       | _____                               |
| 2.  | Vertical Toss, 1 1/2 Spin to L, LH Blind Catch       | _____                               |
| 3.  | 4 Continuous Elbow Rolls with R Arm Layout           | _____                               |
| 4.  | 2 Continuous Flat Back Neck Rolls                    | _____                               |
| 5.  | Horizontal LH Toss, 1 1/2 Spin R, RH Flat Back Catch | _____                               |
| 6a. | Vertical Contact Material                            | _____ <i>6a and 6b are averaged</i> |
| 6b. | Horizontal Contact Material                          | _____ <i>in tabulation</i>          |
| 7.  | Vertical RH Toss, Reverse Illusion                   | _____                               |
| 8.  | Vertical RH Toss, 2 Spin to L, Catch LH              | _____                               |

Required Elements Judge's Signature \_\_\_\_\_

**Composition & Performance Scores**

- |     |             |       |
|-----|-------------|-------|
| 9.  | Composition | _____ |
| 10. | Performance | _____ |

Composition &amp; Performance Judge's Signature \_\_\_\_\_

**Penalties****Illegal Accessory Material [execution of any disallowed moves]:**

2.0 point per infraction deducted from the Short Program Net Percentage Score

2.0 pts per infraction

Circle Number of Infractions:

1 2 3 4 5 6 7 8

# of infractions X 2.0 = \_\_\_\_\_

**Failure to initiate Required Element on Count 1 of the music:**

0.1 point per infraction deducted from the Short Program Net Percentage Score

0.1 pts per infraction

Circle Number of Infractions:

1 2 3 4 5 6a 6b 7 8

# of infractions X 0.1 = \_\_\_\_\_

Penalty Judge's Signature \_\_\_\_\_

Note: for both Youth and Junior Division

[illegible]

Note: For both Youth and Junior Division

[illegible]

Note: for both Youth and Junior Division

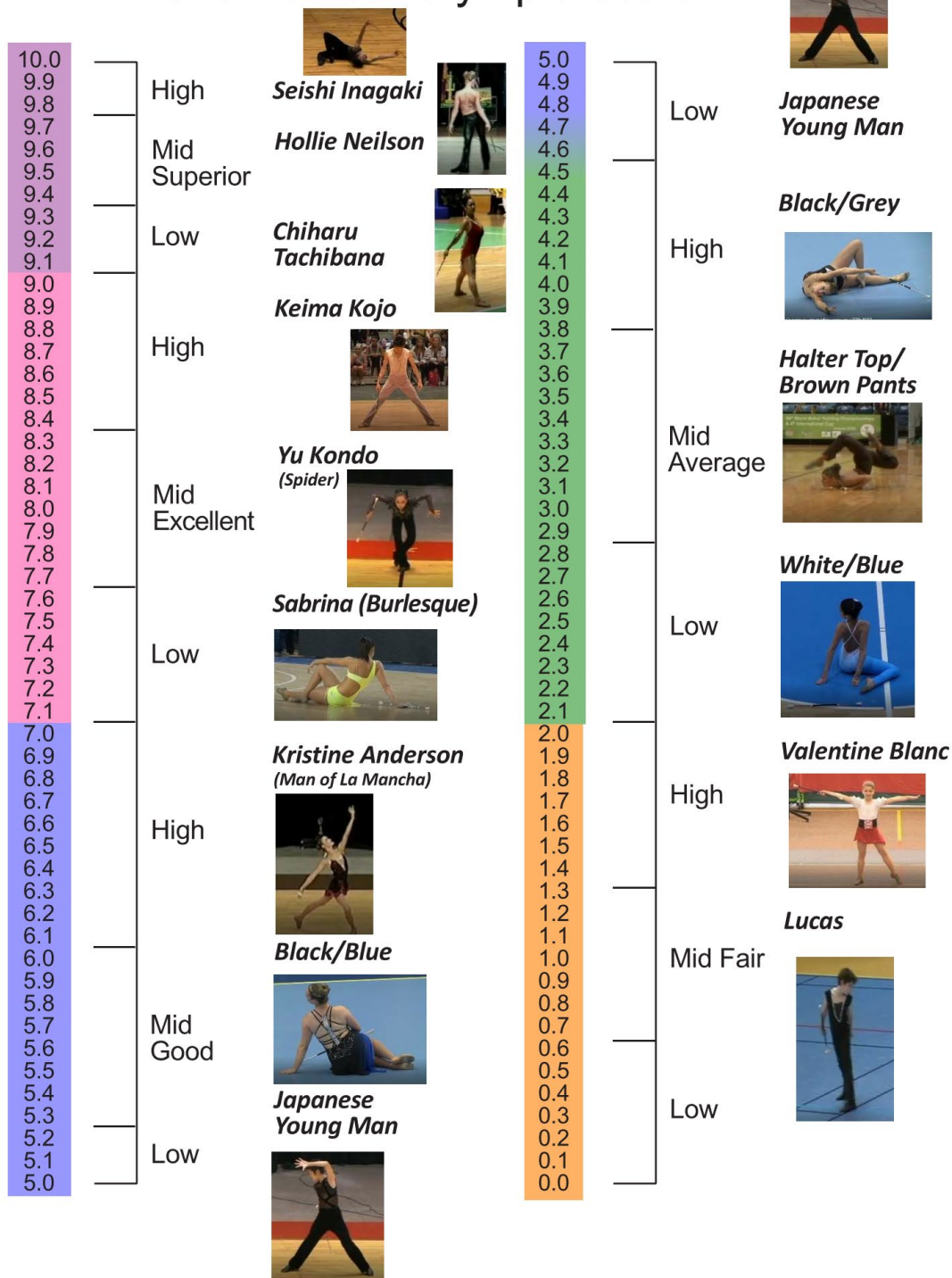
WBTF Junior Short Program Penalty Master												
Category:			Penalty Judge: _____									
Check Box for each infraction												
Set	Athlete	Country	Failure to start on Count 1									Total Penalty
			0.1	0.2	0.3	0.4	0.5	0.6	0.7	0.8		
Set		Country	Failure to start on Count 1									Total Penalty
			0.1	0.2	0.3	0.4	0.5	0.6	0.7	0.8		
Set	Athlete	Country	Failure to start on Count 1									Total Penalty
			0.1	0.2	0.3	0.4	0.5	0.6	0.7	0.8		
Set	Athlete	Country	Failure to start on Count 1									Total Penalty
			0.1	0.2	0.3	0.4	0.5	0.6	0.7	0.8		
Set	Athlete	Country	Failure to start on Count 1									Total Penalty
			0.1	0.2	0.3	0.4	0.5	0.6	0.7	0.8		
Set	Athlete	Country	Failure to start on Count 1									Total Penalty
			0.1	0.2	0.3	0.4	0.5	0.6	0.7	0.8		
Set	Athlete	Country	Failure to start on Count 1									Total Penalty
			0.1	0.2	0.3	0.4	0.5	0.6	0.7	0.8		
Set	Athlete	Country	Failure to start on Count 1									Total Penalty
			0.1	0.2	0.3	0.4	0.5	0.6	0.7	0.8		
Set	Athlete	Country	Failure to start on Count 1									Total Penalty
			0.1	0.2	0.3	0.4	0.5	0.6	0.7	0.8		
Set	Athlete	Country	Failure to start on Count 1									Total Penalty
			0.1	0.2	0.3	0.4	0.5	0.6	0.7	0.8		
Set	Athlete	Country	Failure to start on Count 1									Total Penalty
			0.1	0.2	0.3	0.4	0.5	0.6	0.7	0.8		
Set	Athlete	Country	Failure to start on Count 1									Total Penalty
			0.1	0.2	0.3	0.4	0.5	0.6	0.7	0.8		
Set	Athlete	Country	Failure to start on Count 1									Total Penalty
			0.1	0.2	0.3	0.4	0.5	0.6	0.7	0.8		
Set	Athlete	Country	Failure to start on Count 1									Total Penalty
			0.1	0.2	0.3	0.4	0.5	0.6	0.7	0.8		
Set	Athlete	Country	Failure to start on Count 1									Total Penalty
			0.1	0.2	0.3	0.4	0.5	0.6	0.7	0.8		
Set	Athlete	Country	Failure to start on Count 1									Total Penalty
			0.1	0.2	0.3	0.4	0.5	0.6	0.7	0.8		
Set	Athlete	Country	Failure to start on Count 1									Total Penalty
			0.1	0.2	0.3	0.4	0.5	0.6	0.7	0.8		
Set	Athlete	Country	Failure to start on Count 1									Total Penalty
			0.1	0.2	0.3	0.4	0.5	0.6	0.7	0.8		

<b>WBTF Senior Short Program Penalty Master</b>														
<b>Category:</b>				<b>Penalty Judge:</b> _____										
				Check Box for each infraction										
Set	Athlete	Country		Illegal Accessory Material										Total Penalty
				2.0	4.0	6.0	8.0	10.0	12.0	14.0	16.0			
Specify Illegal Moves:				Failure to start on Count 1										Total Penalty
				0.1	0.2	0.3	0.4	0.5	0.6	0.7	0.8			
Set	Athlete	Country		Illegal Accessory Material										Total Penalty
				2.0	4.0	6.0	8.0	10.0	12.0	14.0	16.0			
Specify Illegal Moves:				Failure to start on Count 1										Total Penalty
				0.1	0.2	0.3	0.4	0.5	0.6	0.7	0.8			
Set	Athlete	Country		Illegal Accessory Material										Total Penalty
				2.0	4.0	6.0	8.0	10.0	12.0	14.0	16.0			
Specify Illegal Moves:				Failure to start on Count 1										Total Penalty
				0.1	0.2	0.3	0.4	0.5	0.6	0.7	0.8			
Set	Athlete	Country		Illegal Accessory Material										Total Penalty
				2.0	4.0	6.0	8.0	10.0	12.0	14.0	16.0			
Specify Illegal Moves:				Failure to start on Count 1										Total Penalty
				0.1	0.2	0.3	0.4	0.5	0.6	0.7	0.8			
Set	Athlete	Country		Illegal Accessory Material										Total Penalty
				2.0	4.0	6.0	8.0	10.0	12.0	14.0	16.0			
Specify Illegal Moves:				Failure to start on Count 1										Total Penalty
				0.1	0.2	0.3	0.4	0.5	0.6	0.7	0.8			
Set	Athlete	Country		Illegal Accessory Material										Total Penalty
				2.0	4.0	6.0	8.0	10.0	12.0	14.0	16.0			
Specify Illegal Moves:				Failure to start on Count 1										Total Penalty
				0.1	0.2	0.3	0.4	0.5	0.6	0.7	0.8			
Set	Athlete	Country		Illegal Accessory Material										Total Penalty
				2.0	4.0	6.0	8.0	10.0	12.0	14.0	16.0			
Specify Illegal Moves:				Failure to start on Count 1										Total Penalty
				0.1	0.2	0.3	0.4	0.5	0.6	0.7	0.8			
Set	Athlete	Country		Illegal Accessory Material										Total Penalty
				2.0	4.0	6.0	8.0	10.0	12.0	14.0	16.0			
Specify Illegal Moves:				Failure to start on Count 1										Total Penalty
				0.1	0.2	0.3	0.4	0.5	0.6	0.7	0.8			
Set	Athlete	Country		Illegal Accessory Material										Total Penalty
				2.0	4.0	6.0	8.0	10.0	12.0	14.0	16.0			
Specify Illegal Moves:				Failure to start on Count 1										Total Penalty
				0.1	0.2	0.3	0.4	0.5	0.6	0.7	0.8			
Set	Athlete	Country		Illegal Accessory Material										Total Penalty
				2.0	4.0	6.0	8.0	10.0	12.0	14.0	16.0			
Specify Illegal Moves:				Failure to start on Count 1										Total Penalty
				0.1	0.2	0.3	0.4	0.5	0.6	0.7	0.8			

<b>OFFICIAL WBTF TIMING &amp; PENALTY SHEET</b>						
<b>Athlete/Team/Pair #:</b> <b>Name of Athlete/Team/Pair:</b> <b>Country:</b> <b>Category:</b>						
			<b>Round</b>			
			Compulsory / Short Program	Preliminary	Semi-Final	Final
<b>TIMING:</b>			<b>Music Test Time (Reference Only): 0.00</b>			
<b>♦ FREESTYLE:</b> Time: Junior 1:30 min to 2:00 min with 10 sec. leeway (1:20 to 2:10) Time: Senior 2:00 min to 2:30 min with 10 sec. leeway (1:50 to 2:40) Undertime/Overtime Penalty = 4 pts. (deducted from the Average Freestyle Percentage Score)			Total Performance Time			
<b>♦ PAIRS:</b> Time: Junior 1:30 min to 2:00 min with 10 sec. leeway (1:20 to 2:10) Time: Senior 2:00 min to 2:30 min with 10 sec. leeway (1:50 to 2:40) Undertime/Overtime Penalty = 5 pts. (deducted from the Judges Average Score)			Total Performance Time			
<b>♦ TEAMS:</b> 3:00 min to 3:30 min with 10 sec. leeway (2:50 to 3:40) Undertime/Overtime Penalty = 5 pts. (deducted from the Judges Average Score)			Total Performance Time			
<b>DROP PENALTIES:</b>						
<i>Note: Two judges must be used to count drops for Teams. Please print two Timing/Penalty sheets for each round of Team events and assign two judges.</i>						
Judge #1	Please mark each drop:					
Judge #2	Please mark each drop:					
<b>Freestyle</b>	.75 point per drop deducted from the Average Freestyle Percentage Score	<b>TOTAL =</b>				
<b>Pair and Team</b>	1.0 point per drop deducted from the Judges Average Score	<b>TOTAL =</b>				
<b>ALL OTHER PENALTIES:</b>						
<b>Technical penalties for Illegal Equipment/Illegal Substance/Uniform Penalty are:</b>						
<b>I Violation of equipment (baton)</b>						
Compulsory/Short Program	1.0 point	deducted from the Average Short Program Percentage Score				
Freestyle	2.0 points	deducted from the Average Freestyle Percentage Score				
Pair and Team	10.0 points	deducted from the Judges Average Score				
<b>II Violation of costume rules</b>						
Compulsory/Short Program	1.0 point	deducted from the Average Short Program Percentage Score				
Freestyle	2.0 points	deducted from the Average Freestyle Percentage Score				
Pair and Team	10.0 points	deducted from the Judges Average Score				
<b>III Illegal substance/items on the floor</b>						
Compulsory/Short Program	20.0 points	deducted from the Average Short Program Percentage Score				
Freestyle	20.0 points	deducted from the Average Freestyle Percentage Score				
Pair and Team	20.0 points	deducted from the Judges Average Score				
♦ Illegal Equipment - Specify: _____ ♦ Illegal Equipment - Specify: _____ ♦ Illegal Uniform - Specify: _____						
<b>Athlete(s) (Freestyle, Pair or Team) leaving the floor, before the minimum time has been reached (for reasons other than illness, first aid, music and *costume problems)</b>						
Leaving Floor Penalty = 4 pts for Freestyle (deducted from the Average Freestyle Percentage Score) 5 pts for Pairs and Teams (deducted from the Judges Average Score) ____; ____ Time occurring during the performance (*costume problems - costume becomes hazardous, indecent or embarrassing, the chief judge may stop the competition and order a restart with judging to begin <b>at the beginning</b> .						
<b>TOTAL PENALTIES:</b>						
<b>Judges Sign by ROUND Judged:</b>			Comp/SP	Prelim	Semi-Final	
Comp / Short Pgm Judge's Signature: _____			Preliminary Round Judge's Signature: _____			
Semi-Final Round Judge's Signature: _____			Final Round Judge's Signature: _____			

Note: same for both Youth and Junior Division

## World Vertical Olympic Scale



KM  
Sept 2019

## JUDGES FREESTYLE MASTER

**Judge:**

Category

**JUDGES' SIGNATURE:** \_\_\_\_\_

No.	Athlete's Name	Technical Merit	Artistic Expression	Total Score	VERTICAL OLYMPIC SCALE		
					10.0	Superior	[
					High		
					9.8		
					Mid		
					9.4		
					Low	Excellent	]
					9.1		
					High		
					8.4		
					Mid		
					7.7	Good	]
					Low		
					7.1		
					High		
					6.1		
					Mid	Average	]
					5.3		
					Low		
					4.6		
					High		
					3.8	Fair	]
					Mid		
					2.9		
					Low		
					2.1		
					High		
					1.4		
					Mid		
					0.7		
					Low		
					0.0		



## FREESTYLE EVALUATION SCORE SHEET

**Athlete #**  
**Athlete Name:**

**Division:**  
**Country:**

**Judge:**  
**Round:**

**Suggested Aerials = 5 for Junior, 5/6 for Senior**

Stationary Complex		Travelling Complex		Pure Spin		Free		Free		Free (Senior only)	
--------------------	--	--------------------	--	-----------	--	------	--	------	--	-----------------------	--

Horizontal		Non-Standard Catch		Non-Standard Release	
------------	--	--------------------	--	----------------------	--

**Rolls:**

Vertical		Horizontal	
----------	--	------------	--

**Contact:**

Vertical		Horizontal	
----------	--	------------	--

	Fair	Average	Good	Excellent	Superior
	At the start of their twirling journey, and so correct technique only displayed on lower level material.	Accomplished basic technical skills, but will not be able to maintain throughout programme.	Accomplished overall technical skills, maintained for a minimum of 50% of the programme.	Strong technical skills, mostly maintained throughout programme.	Superior technical skills in baton, body and all 3 modes of twirling maintained throughout
	0.0 - 0.6	0.7 - 1.3	1.4 - 2.0	2.1 - 2.8	2.9 - 3.7
	3.8 - 4.5	4.6 - 5.2	5.3 - 6.0	6.1 - 7.0	7.1 - 7.6
	7.7 - 8.3	8.4 - 9.0	9.1 - 9.3	9.4 - 9.7	9.8 - 10

**Technical Merit:**

Aerials					
Rolls					
Contact					

**Artistic Expression:**

Performance					
Choreography					
Musical Interpretation					

**ODE:**

--	--

NOTE: ODE is not used at the World Championships

**ATHLETE'S FINAL SCORE**

<b>Technical Merit</b>		<b>Artistic Expression</b>		<b>Judge's Signature</b>	
------------------------	--	----------------------------	--	--------------------------	--

## PAIR-TEAM EVALUATION SCORE SHEET

Code:  
Name:  
Country:

Category:  
Level:  
Round:

Judge:

CONTENT PRECISION & UNISON SCALE	FAIR			AVERAGE			GOOD			EXCELLENT			SUPERIOR			
	LOW 0.0-2.9	MID 3.0-5.9	HIGH 6.0-8.9	LOW 9.0-10.9	MID 11.0-12.9	HIGH 13.0-14.9	LOW 15.0-16.9	MID 17.0-18.9	HIGH 19.0-20.9	LOW 21.0-22.9	MID 23.0-24.9	HIGH 25.0-26.9	LOW 27.0-27.9	MID 28.0-28.9	HIGH 29.0-30.0	
<b>CONTENT</b>															<b>CONTENT SCORE:</b>	
AERIAL MODE																
Spins																
Stationary Complex																
Traveling Complex																
ROLL MODE																
CONTACT MATERIAL																
MODE																
EXCHANGES																
<b>PRECISION &amp; UNISON</b>															<b>PRECISION &amp; UNISON SCORE:</b>	
Uniformity																
Accuracy																
Correct Technique																
Team Responsibilities																
<b>GENERAL EFFECT SCALE</b>	FAIR			AVERAGE			GOOD			EXCELLENT			SUPERIOR			
	LOW 0.0-3.9	MID 4.0-7.9	HIGH 8.0-11.9	LOW 12.0-14.6	MID 14.7-17.2	HIGH 17.3-19.9	LOW 20.0-22.6	MID 22.7-25.2	HIGH 25.3-27.9	LOW 28.0-30.6	MID 30.7-33.2	HIGH 33.3-35.9	LOW 36.0-37.2	MID 37.3-38.6	HIGH 38.7-40.0	
<b>COMPOSITION and PERFORMANCE</b>															<b>GENERAL EFFECT SCORE:</b>	
Demand																
Conceptual Excellence																
Logic																
Musical Interpretation																
Visual Musicality																
Professionalism																
Audience Communication																
<b>OVERALL DEGREE OF EXCELLENCE SCALE</b>	FAIR			AVERAGE			GOOD			EXCELLENT			SUPERIOR			<b>FINAL SCORE:</b>
	LOW 0.0-9.9	MID 10.0-19.9	HIGH 20.0-29.9	LOW 30.0-36.6	MID 36.7-43.2	HIGH 43.3-49.9	LOW 50.0-56.6	MID 56.7-63.2	HIGH 63.3-69.9	LOW 70.0-76.6	MID 76.7-83.2	HIGH 83.3-89.9	LOW 90.0-93.2	MID 93.3-96.6	HIGH 96.7-100.0	

RANGE SUMMARY:  Fair (Low,Mid,High)  Average (Low,Mid,High)  Good (Low,Mid,High)  Excellent (Low,Mid,High)  Superior (Low,Mid,High)

OVERALL DEGREE OF EXCELLENCE SCORE:

JUDGES SCORE:

JUDGES' SIGNATURE

## WBTF JUDGES' PAIR-TEAM MASTER

Event

Location

Date

Category

Round

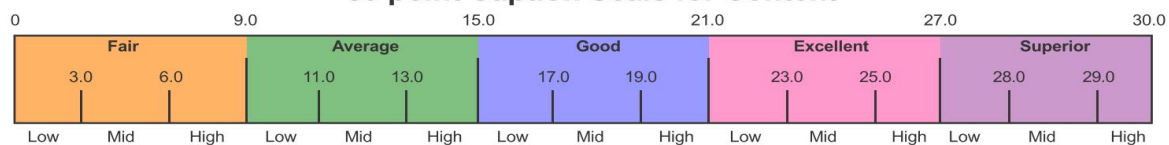
Judge:

Judges' Signature: \_\_\_\_\_

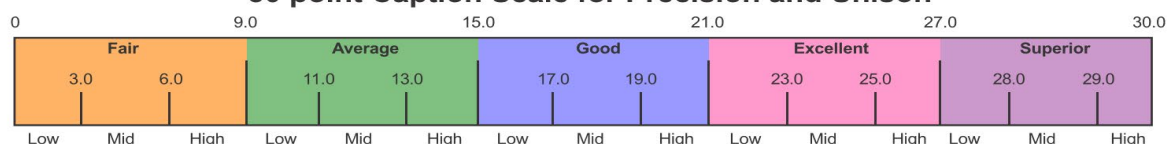
OVERALL DEGREE OF EXCELLENCE SCALE		FAIR			AVERAGE			GOOD			EXCELLENT			SUPERIOR		
		LOW	MID	HIGH	LOW	MID	HIGH	LOW	MID	HIGH	LOW	MID	HIGH	LOW	MID	HIGH
		0.0- 9.9	10.0- 19.9	20.0- 29.9	30.0- 36.6	36.7- 43.2	43.3- 49.9	50.0- 56.6	56.7- 63.2	63.3- 69.9	70.0- 76.6	76.7- 83.2	83.3- 89.9	90.0- 93.2	93.3- 96.6	96.7- 100.0
										GROSS SCORE	LESS PENALITES	NET SCORE	PLACE	TIES		
SET	TEAM / PAIR NAME:	COMMENTS:														

## Team and Pair Scoring Scale

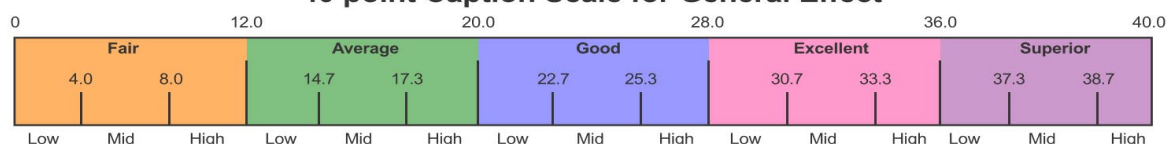
### 30 point Caption Scale for Content



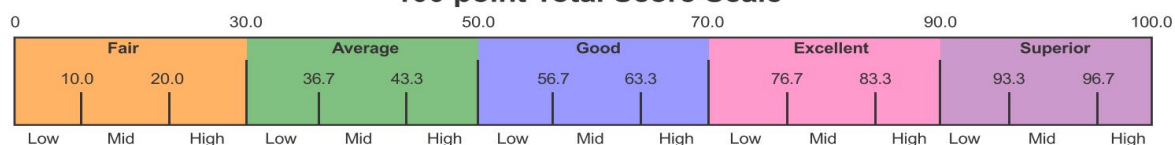
### 30 point Caption Scale for Precision and Unison



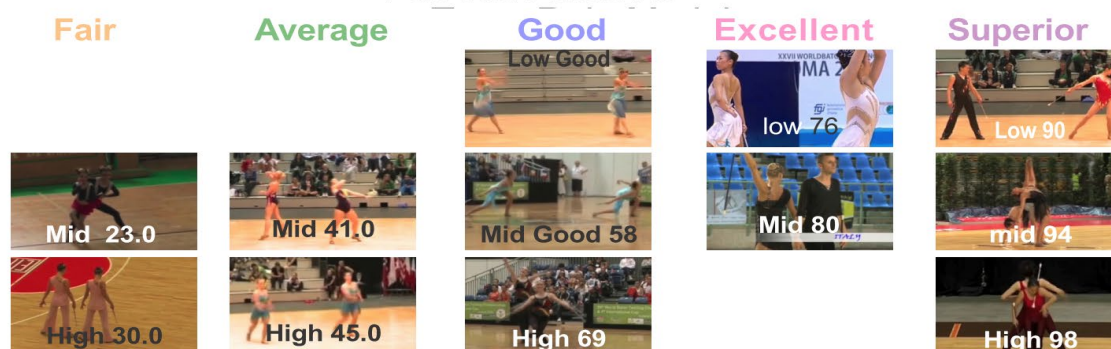
### 40 point Caption Scale for General Effect



### 100 point Total Score Scale



### Pair Role Models



### Team Role Models

